



GFIE Index September 2014

GFIE Index September 2014

Comments from M. Pierre-Jean Albrieux, Chairman of the GFIE:

For once, let's dare to be arrogant and provocative; the crisis has nothing to do with us! However, boasting is not such a good idea all the more since we know some people who could take the occasion to create a new tax on electronics and digital technology. In any case, these people are the same who don't believe in our industry anymore as the suppression of electronics and digital technology subjects in high schools shows. This is the proof that we have no future prospects according to them, in spite of the obvious development of electronics and digital technology in the whole economy.

September is in keeping with July and August. : +25.8% for the France Index thanks to the outstanding performance of the machine engine industry whereas the electronics goods and tools index falls down sharply probably because of purchase anticipations over July and August. Yet, the GFIE global Index (France and export) increases by 10% and the trust Index marks time and decreases from 5.57 to 5.28.

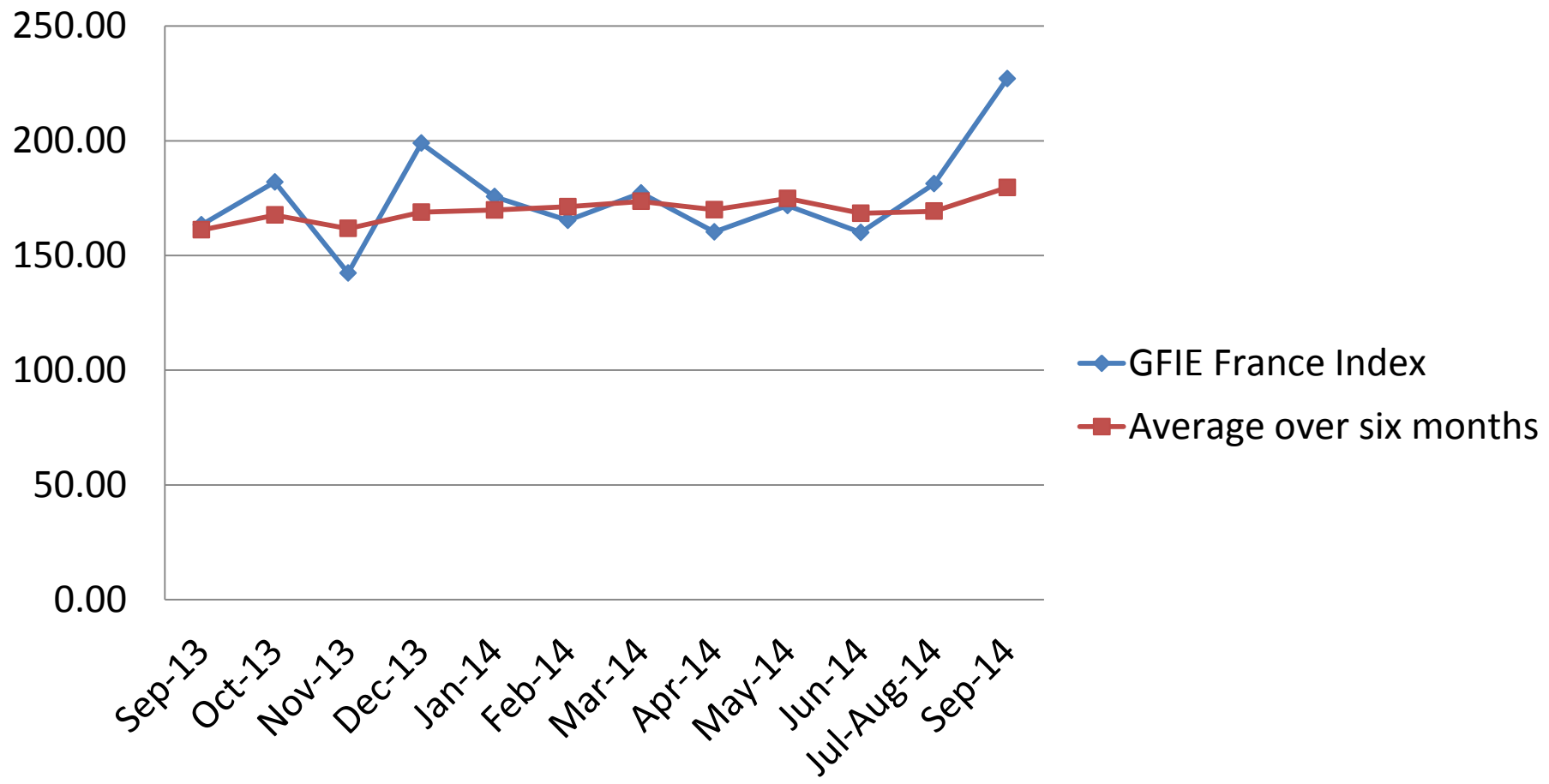
Trust Index	France Index variation over Jul-Aug 2014	Book Bill
5.28	25.28%	0.68

	Sep-13	Oct-13	Nov-13	Dec-13	Jan-14	Feb-14	Mar-14	Apr-14	May-14	Jun-14	Jul-Aug-14	Sep-14
France GFIE Index	163.36	182.01	147.91	198.90	175.60	165.27	177.24	160.26	171.74	160.02	181.24	227.07
Average over six months	161.13	167.58	162.67	169.80	170.77	172.18	174.49	170.86	174.84	168.36	169.30	179.60



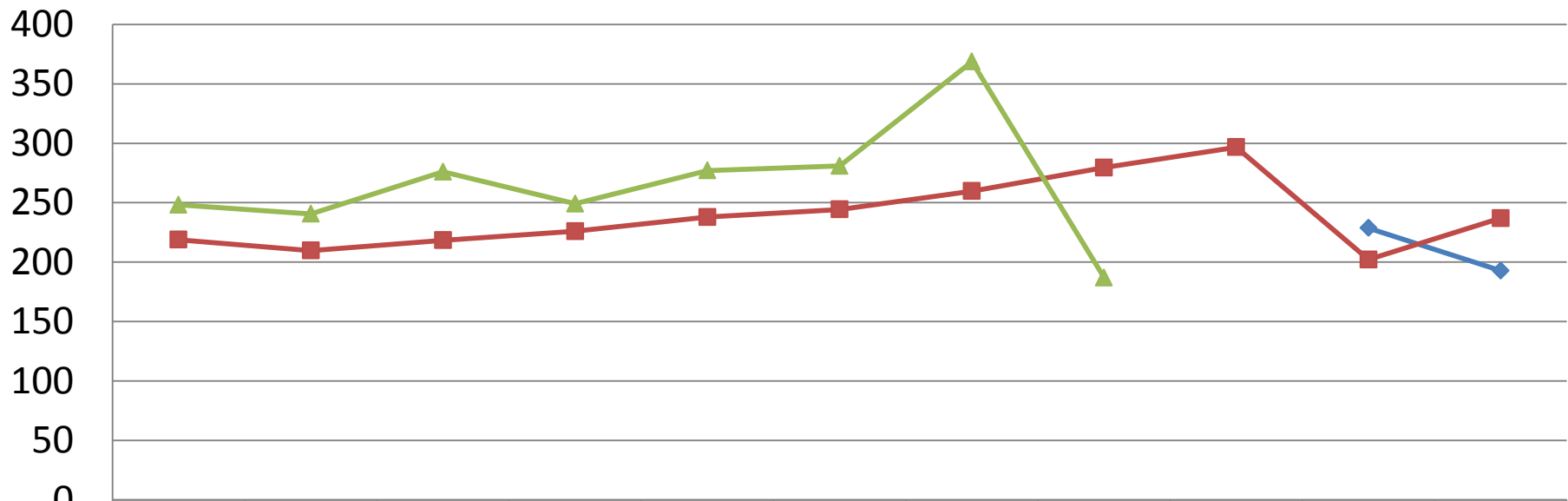
GFIE Index September 2014

GFIE France Index



GFIE Index September 2014

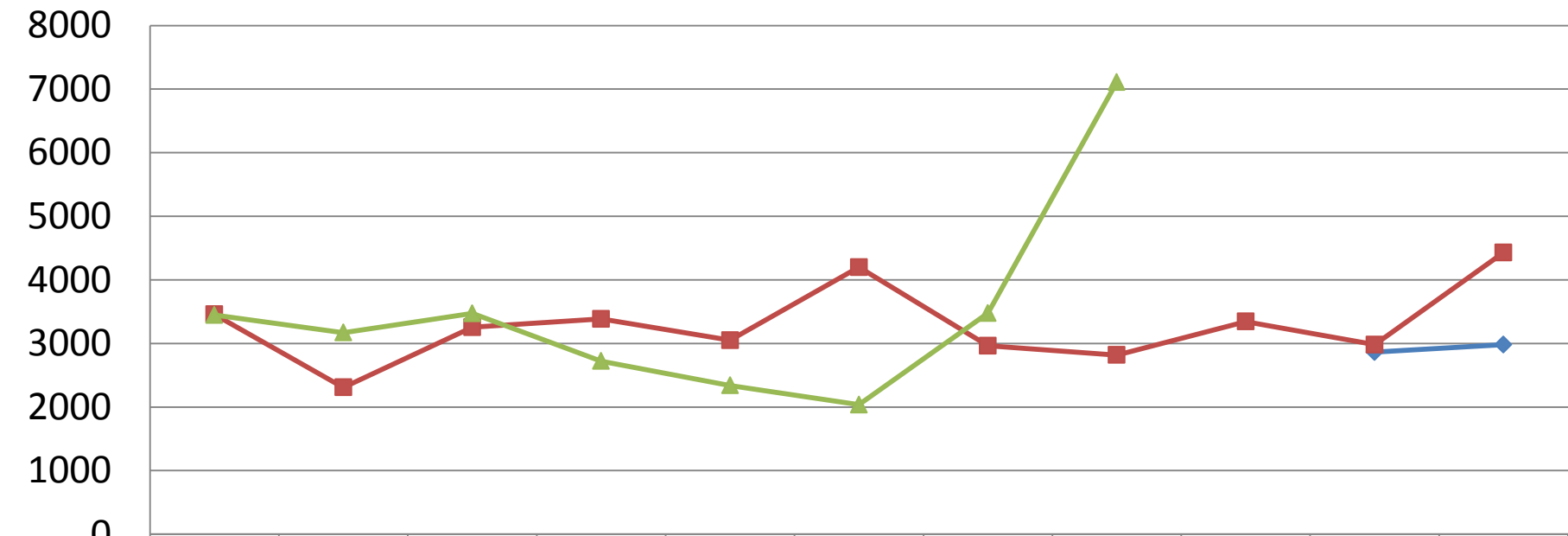
Electronic Goods, Tools and Equipment (<5 000 €) Index (France)



	Jan	Feb	Mar	Apr	May	Jun	Jul-Aug	Sep	Oct	Nov	Dec
◆ 2012										228.66	192.78
■ 2013	218.86	209.71	218.34	225.92	237.91	244.29	259.78	279.53	296.72	202.12	236.92
▲ 2014	248.13	240.60	276.00	249.13	277.02	280.86	368.66	186.91			

GFIE Index September 2014

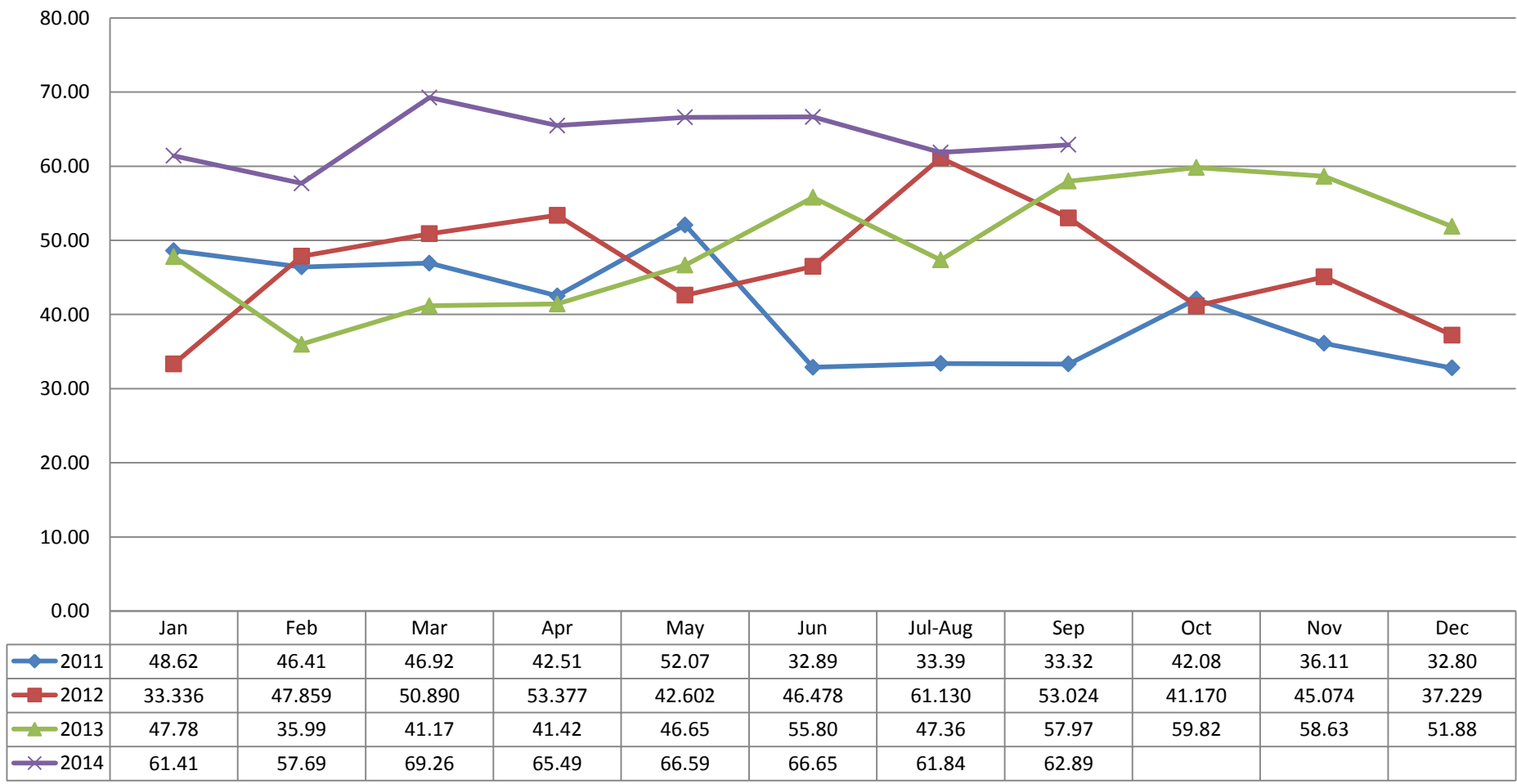
Machine, products and services to production Index (France)



	Jan	Feb	Mar	Apr	May	Jun	Jul-Aug	Sep	Oct	Nov	Dec
◆ 2012										2863.7	2979.9
■ 2013	3457.5	2308.0	3253.7	3384.9	3048.9	4199.4	2963.7	2816.0	3343.0	2980.9	4428.4
▲ 2014	3446.2	3168.9	3471.4	2720.9	2338.8	2036.0	3476.5	7109.9			

GFIE Index September 2014

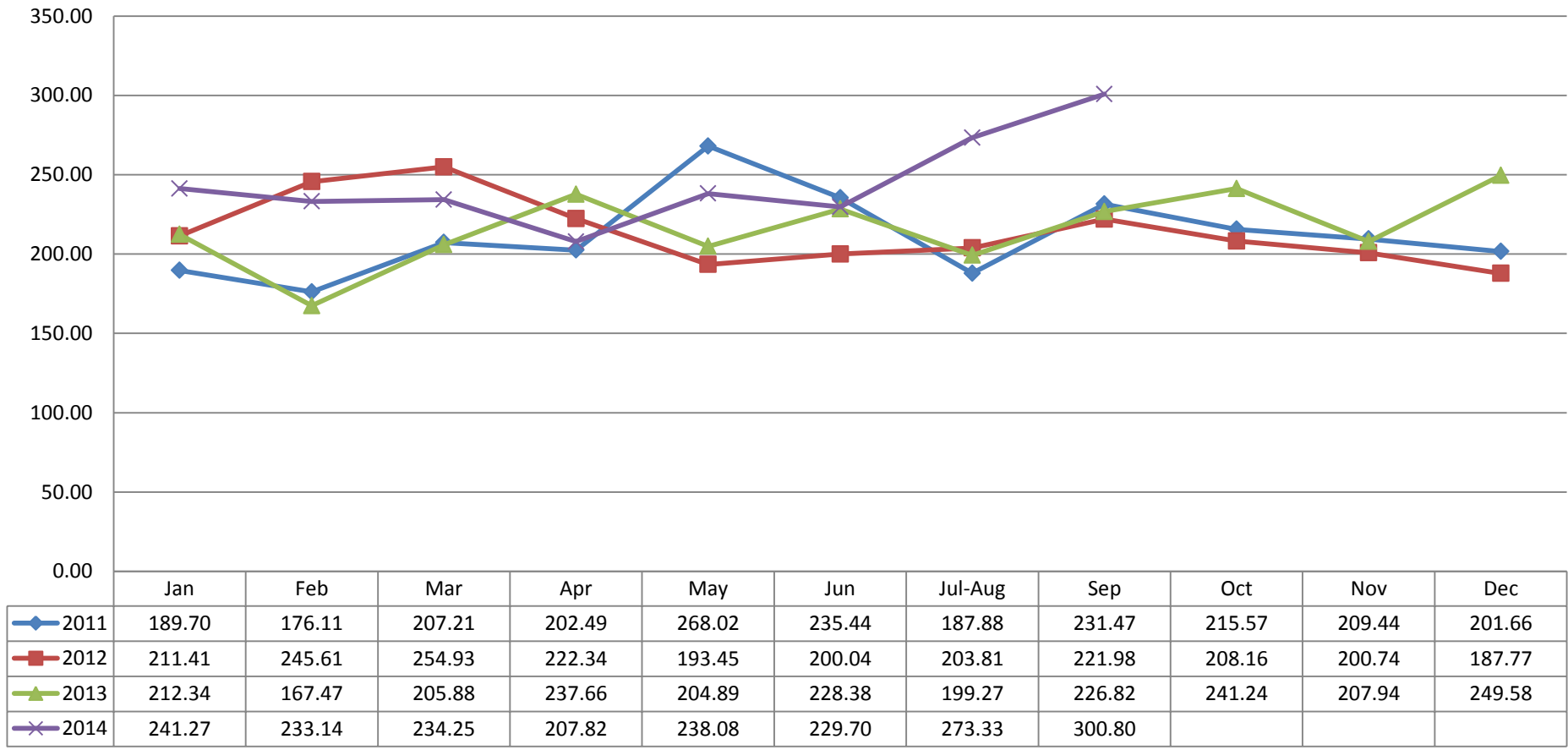
Export Index





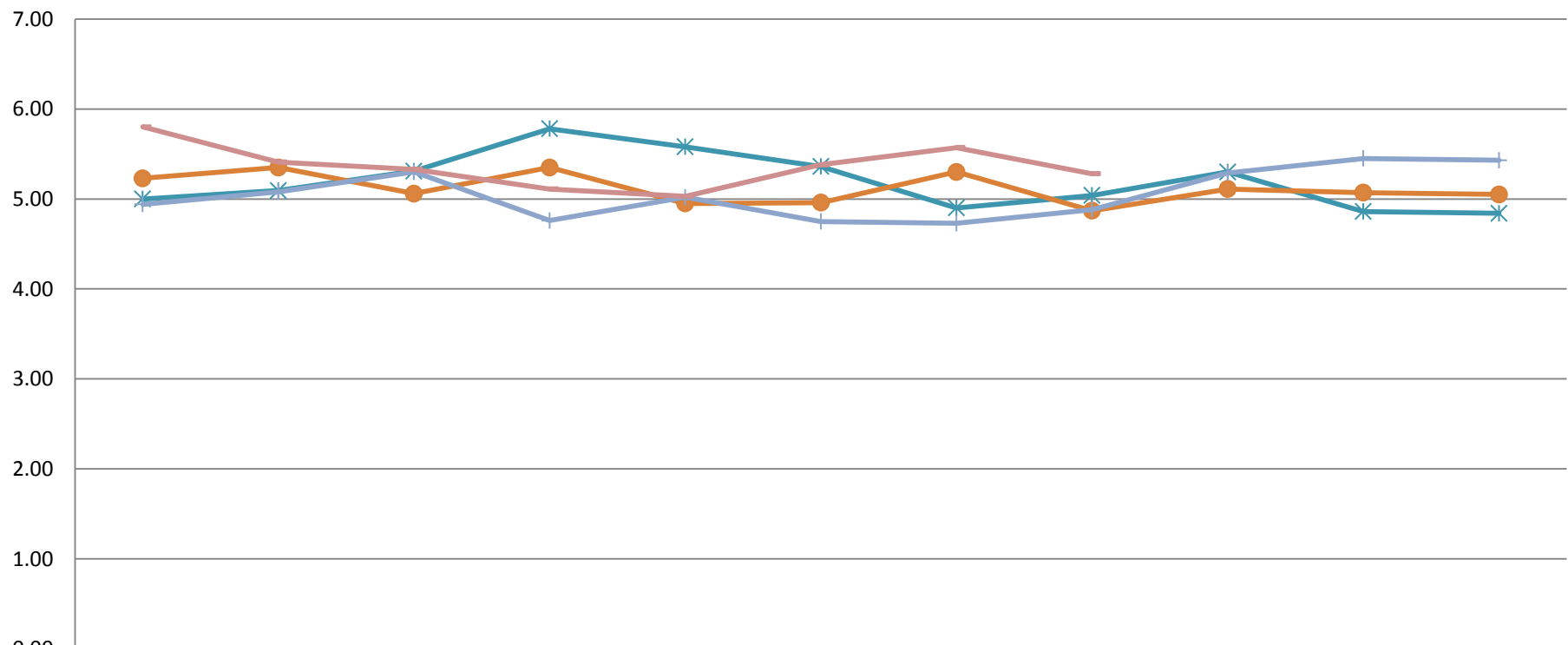
GFIE Index September 2014

Evolution of the global GFIE index (France + Export) between 2011 & 2014



GFIE Index September 2014

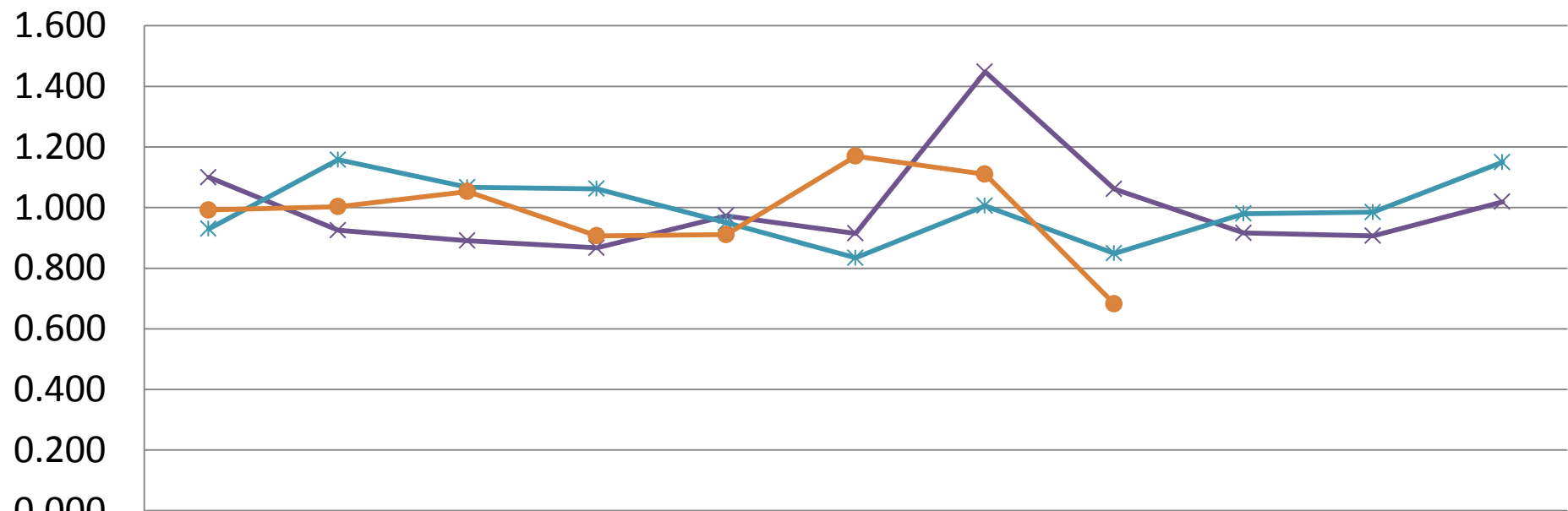
Trust Index



	Jan	Feb	Mar	Apr	May	Jun	Jul-Aug	Sep	Oct	Nov	Dec
2011	5.00	5.09	5.31	5.78	5.58	5.36	4.90	5.04	5.30	4.86	4.84
2012	5.23	5.35	5.06	5.35	4.95	4.96	5.30	4.87	5.11	5.07	5.05
2013	4.94	5.08	5.30	4.76	5.02	4.75	4.73	4.88	5.29	5.45	5.43
2014	5.80	5.41	5.33	5.11	5.03	5.38	5.57	5.28			

GFIE Index September 2014

Book Bill



	Jan	Feb	Mar	Apr	May	Jun	Jul-Aug	Sep	Oct	Nov	Dec
—x— 2012	1.100	0.925	0.891	0.867	0.973	0.915	1.448	1.061	0.916	0.907	1.019
—*— 2013	0.930	1.158	1.067	1.062	0.950	0.834	1.006	0.849	0.980	0.985	1.150
—o— 2014	0.992	1.003	1.053	0.907	0.911	1.17	1.11	0.682			