

GFIE index December 2010

Comments from M. Pierre-Jean ALBRIEUX, GFIE President :

As you may have noticed, we have switched to a new supplier to carry out the december index; this is why it is issued a bit late. From now on, ESCP Challenge Studies – Consultancy will be in charge of getting in contact with our members in order to collect the figures and comments.

When reading this first issue, one must be cautious about the index interpretations: although the rise of the machine and consumables indexes is undeniable according to the members' comments, the rise might not be as sharp as it seems.

Nevertheless, the indexes make sense compared to the results of the subcontracting (Snse) for 2010 (turnover +17%). This stall in our indexes will even out over time and we prefer to keep the historical background.

Our trust index is still at its highest (5,07). The majority of our members' comments are optimistic; they are certainly more enthusiastic than they have been in the past, which is a very good sign. However there are still mixed and pessimistic comments, which confirm the fact that, although there is a recovery, it is not the case for every sector.

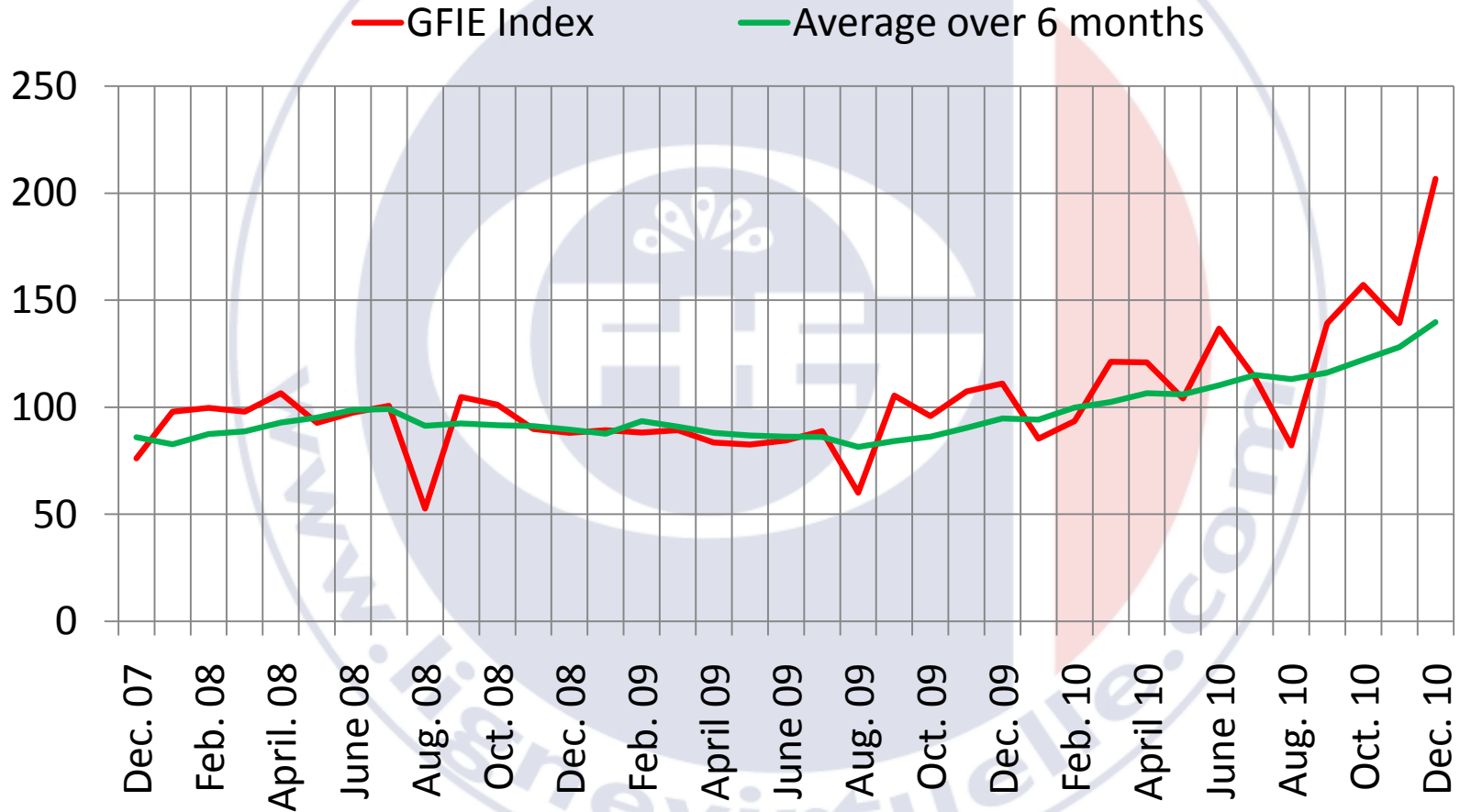
Trust index
5,07

Book bill
0,984

Index variation over the month of November
+ 48,34 %

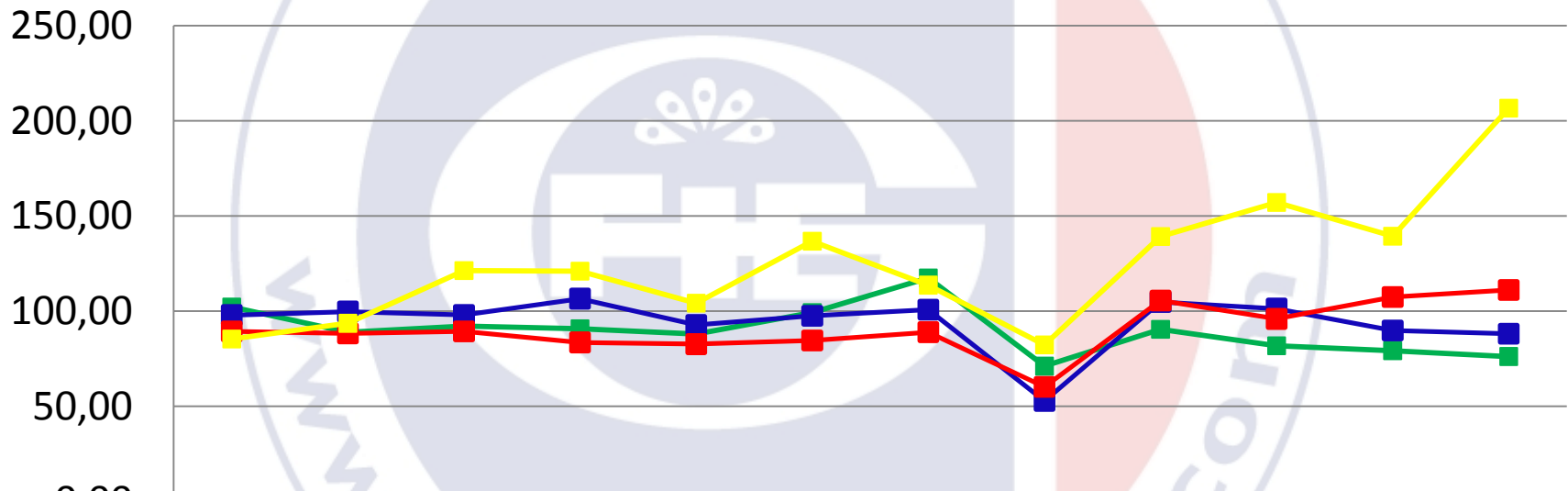
	March-10	April-10	May-10	June-10	July-10	Aug-10	Sept-10	Oct-10	Nov-10	Dec-10
GFIE index	121,23	120,90	104,10	136,70	113,60	82,200	139,20	157,10	139,30	206,64
Average over 6 months	102,40	106,57	106,02	110,28	115,01	113,12	116,12	122,15	128,02	139,67

GFIE index December 2010



GFIE index December 2010

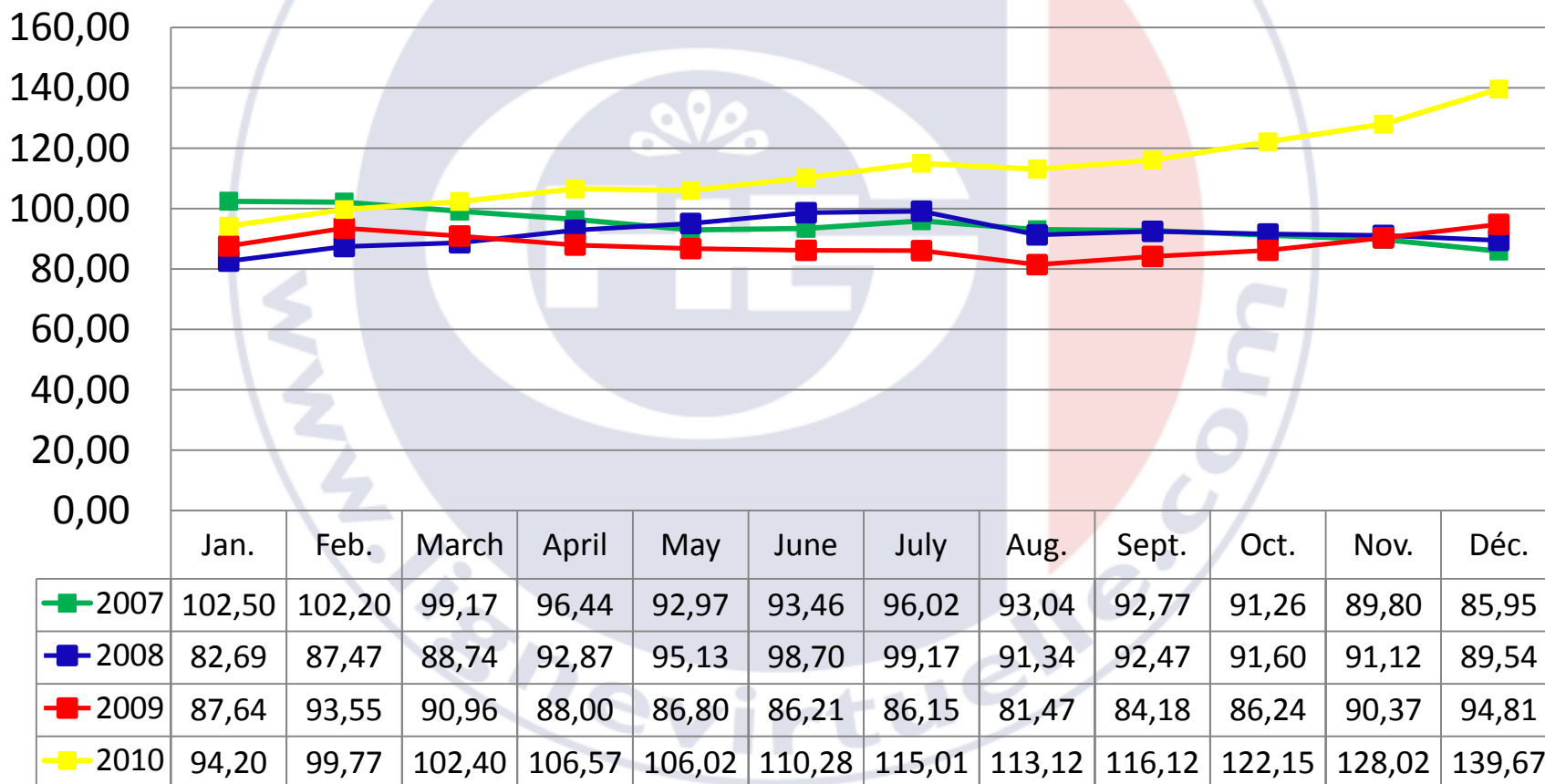
Evolution of the GFIE index between 2007 & 2010



	Jan.	Feb.	March	April	May	June	July	Aug.	Sept.	Oct.	Nov.	Déc.
2007	102,04	88,87	92,04	90,71	87,92	99,15	117,41	71,02	90,39	81,69	79,12	76,09
2008	97,85	99,70	97,96	106,50	92,66	97,50	100,70	52,70	104,78	101,25	89,80	88,02
2009	89,26	88,17	89,27	83,50	82,60	84,46	88,89	60,12	105,49	95,87	107,40	111,10
2010	85,23	93,54	121,23	120,90	104,10	136,70	113,60	82,20	139,20	157,10	139,30	206,64

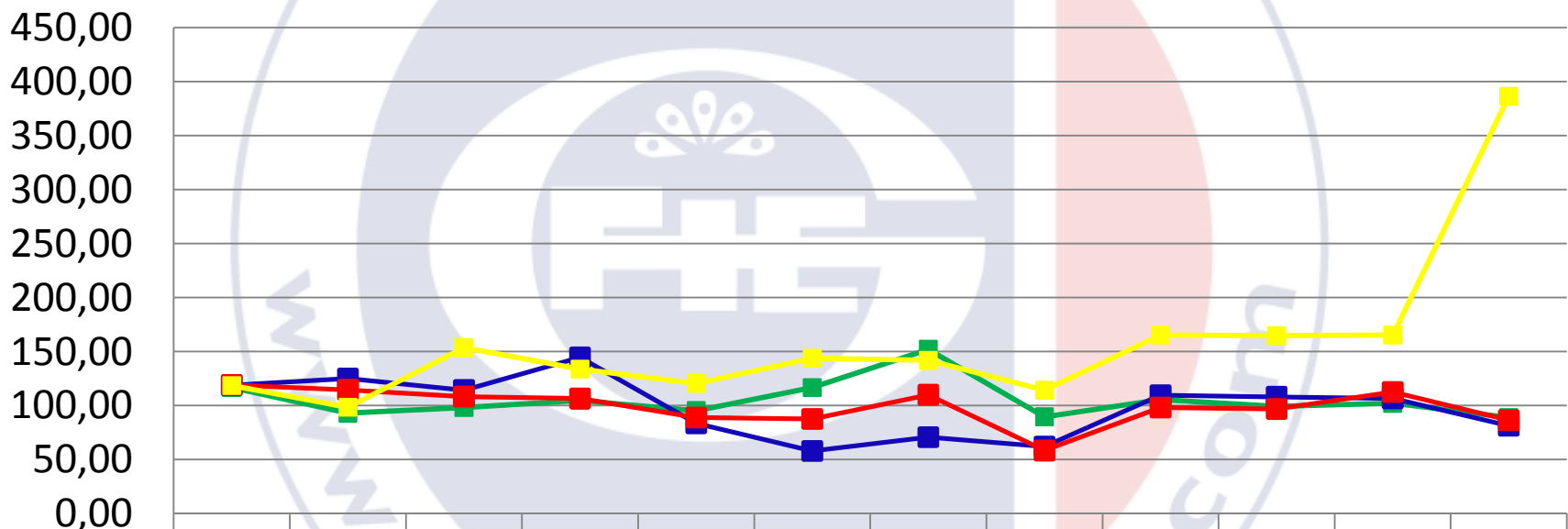
GFIE index December 2010

Evolution of the average over 6 months between 2007 & 2010



GFIE index December 2010

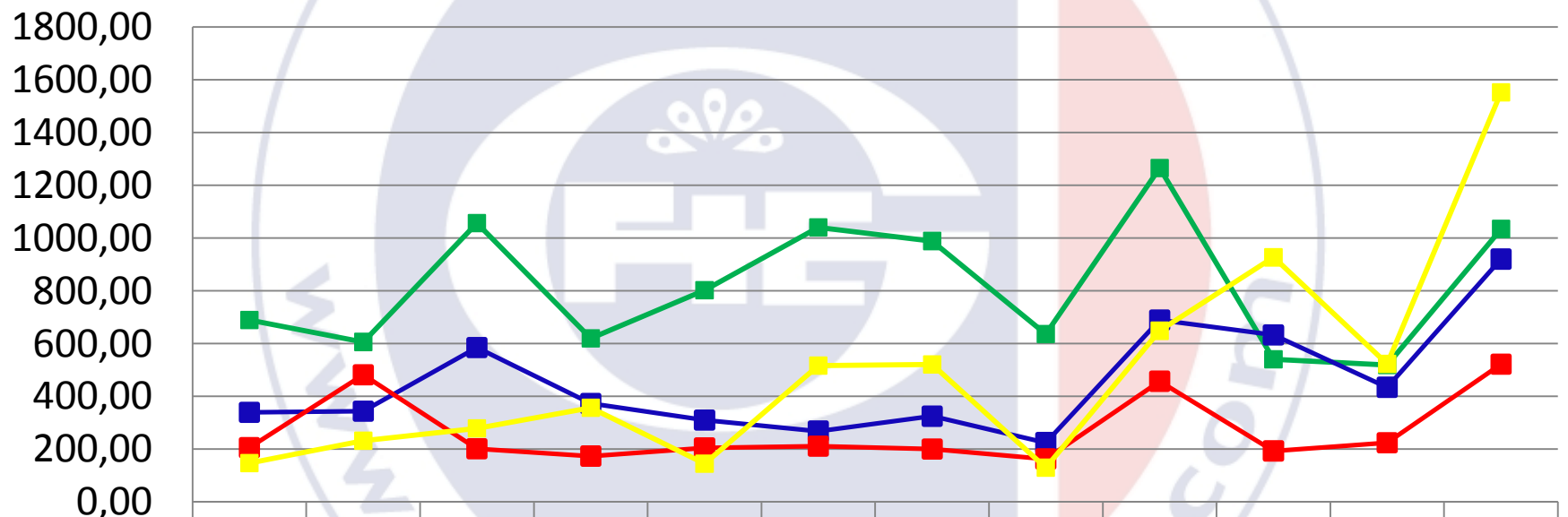
Electronic goods index



	Jan.	Feb.	March	April	May	June	July	Aug.	Sept.	Oct.	Nov.	Déc.
— 2007	116,67	92,93	98,16	104,80	95,32	116,67	152,12	89,62	105,53	99,23	102,19	88,92
— 2008	118,86	124,98	114,33	144,72	83,52	58,08	70,74	62,04	109,65	108,12	106,61	81,28
— 2009	119,21	114,63	108,37	106,60	89,03	87,67	110,00	58,42	98,12	96,78	112,59	86,46
— 2010	118,60	98,40	153,51	133,88	120,61	143,77	141,82	114,27	165,36	164,78	165,24	386,59

GFIE index December 2010

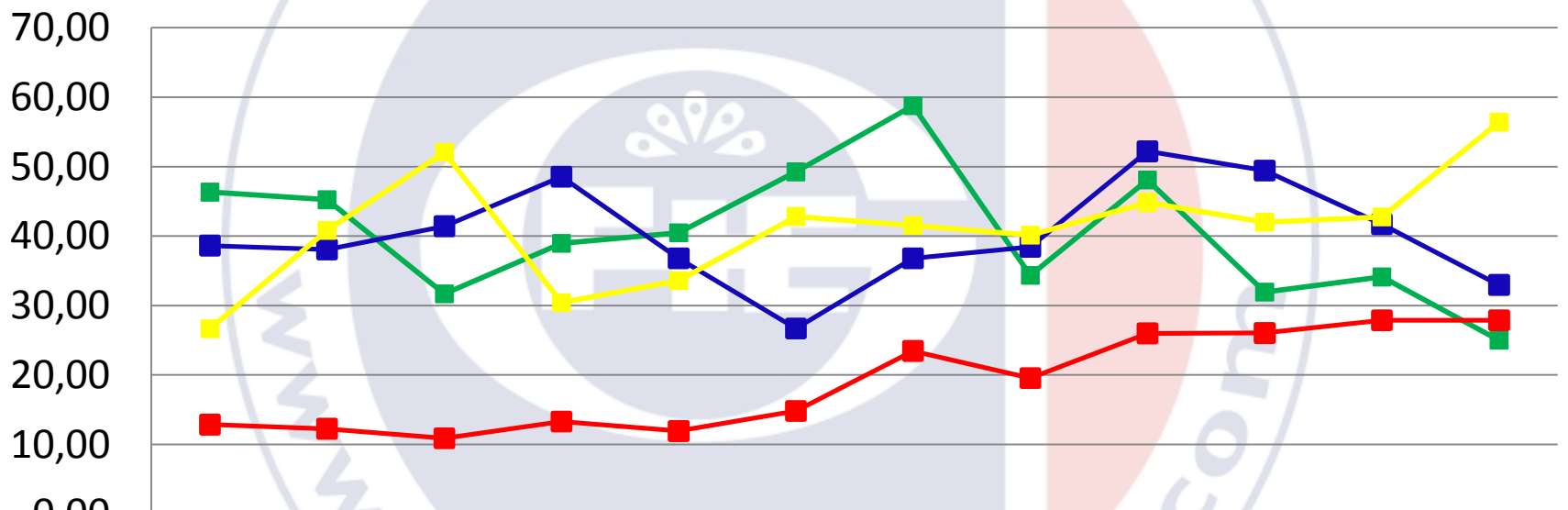
Machines, products and services to production index



	Jan.	Feb.	March	April	May	June	July	Aug.	Sept.	Oct.	Nov.	Déc.
2007	689,83	606,39	1056,7	619,72	802,40	1040,4	988,97	636,44	1265,3	540,88	519,25	1034,6
2008	339,57	343,86	584,98	373,20	309,98	268,32	325,01	224,78	689,39	633,02	434,58	920,57
2009	205,66	481,87	201,23	173,66	205,11	211,62	200,49	162,88	457,35	193,35	224,16	522,48
2010	147,52	231,75	278,88	356,81	144,97	516,57	521,23	130,10	648,89	927,18	523,33	1552,8

GFIE index December 2010

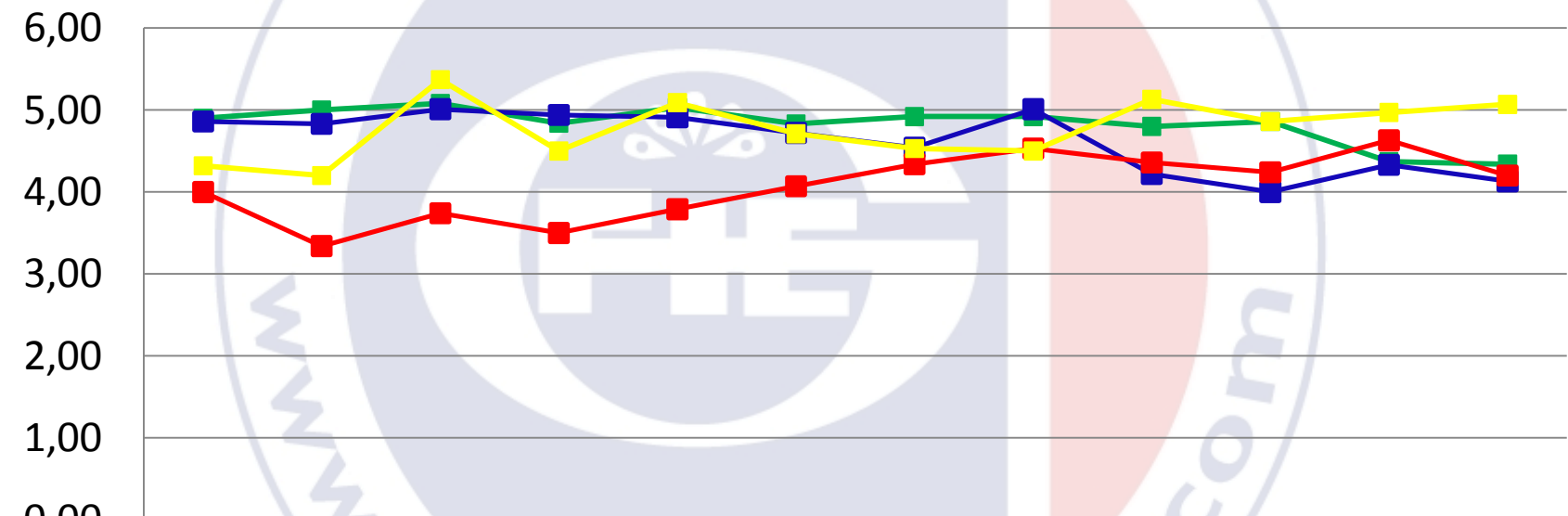
Export index



	Jan.	Feb.	March	April	May	June	July	Aug.	Sept.	Oct.	Nov.	Déc.
2007	46,33	45,23	31,69	38,96	40,46	49,24	58,77	34,34	48,08	31,92	34,11	24,99
2008	38,63	38,05	41,42	48,54	36,80	26,69	36,80	38,44	52,20	49,43	41,69	32,96
2009	12,85	12,25	10,89	13,30	11,92	14,81	23,45	19,55	25,99	26,04	27,88	27,87
2010	26,64	40,80	52,06	30,40	33,59	42,81	41,52	40,12	44,84	42,00	42,76	56,41

GFIE index December 2010

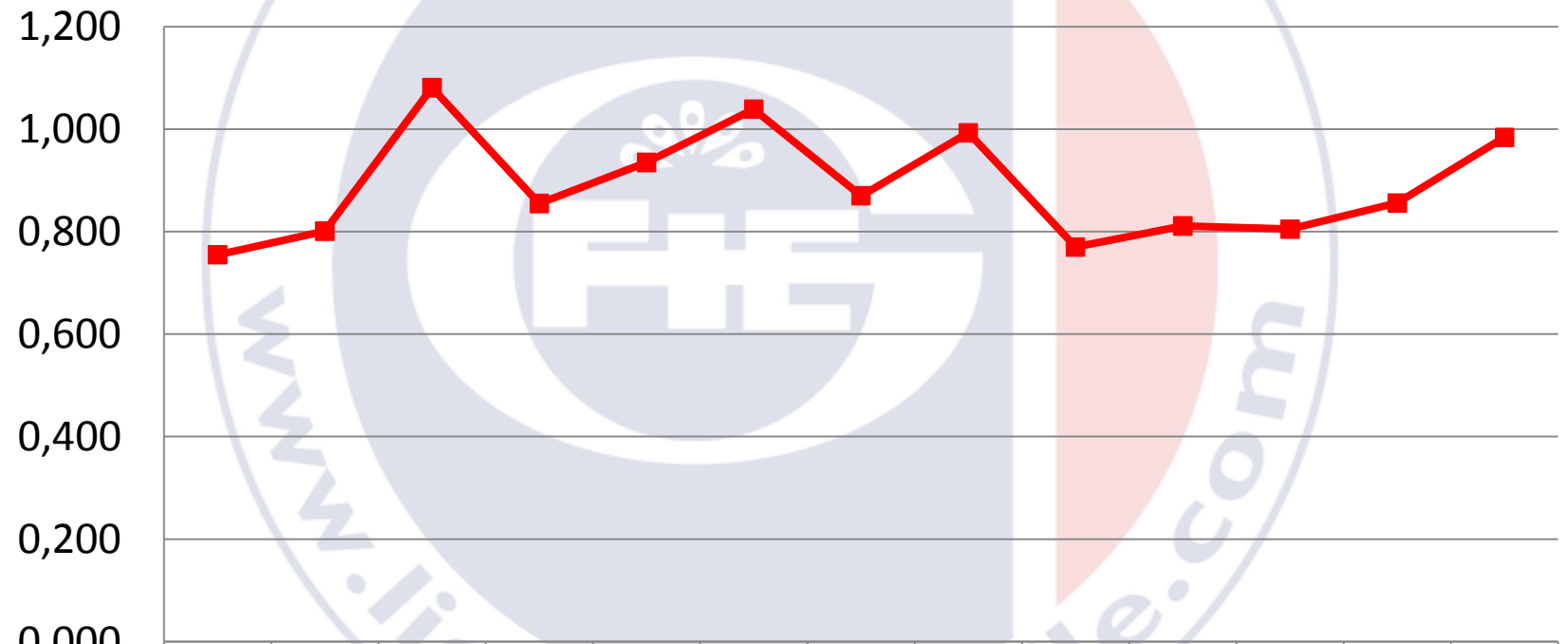
Trust index



	Jan.	Feb.	March	April	May	June	July	Aug.	Sept.	Oct.	Nov.	Déc.
2007	4,90	5,00	5,08	4,84	5,03	4,83	4,92	4,92	4,80	4,86	4,37	4,34
2008	4,86	4,83	5,01	4,94	4,91	4,72	4,54	5,01	4,22	4,00	4,33	4,13
2009	4,00	3,34	3,74	3,50	3,79	4,07	4,34	4,53	4,36	4,24	4,63	4,20
2010	4,32	4,20	5,37	4,50	5,09	4,71	4,53	4,50	5,13	4,86	4,97	5,07

GFIE index December 2010

Book Bill



	Dec.-09	Jan.-10	Feb.-10	Mar.-10	April.-10	May.-10	June.-10	July.-10	Aug.-10	Sept.-10	Oct.-10	Nov.-10	Dec.-10
Book Bill	0,755	0,801	1,081	0,855	0,935	1,039	0,870	0,993	0,770	0,811	0,805	0,856	0,984