

GFIE index January 2011

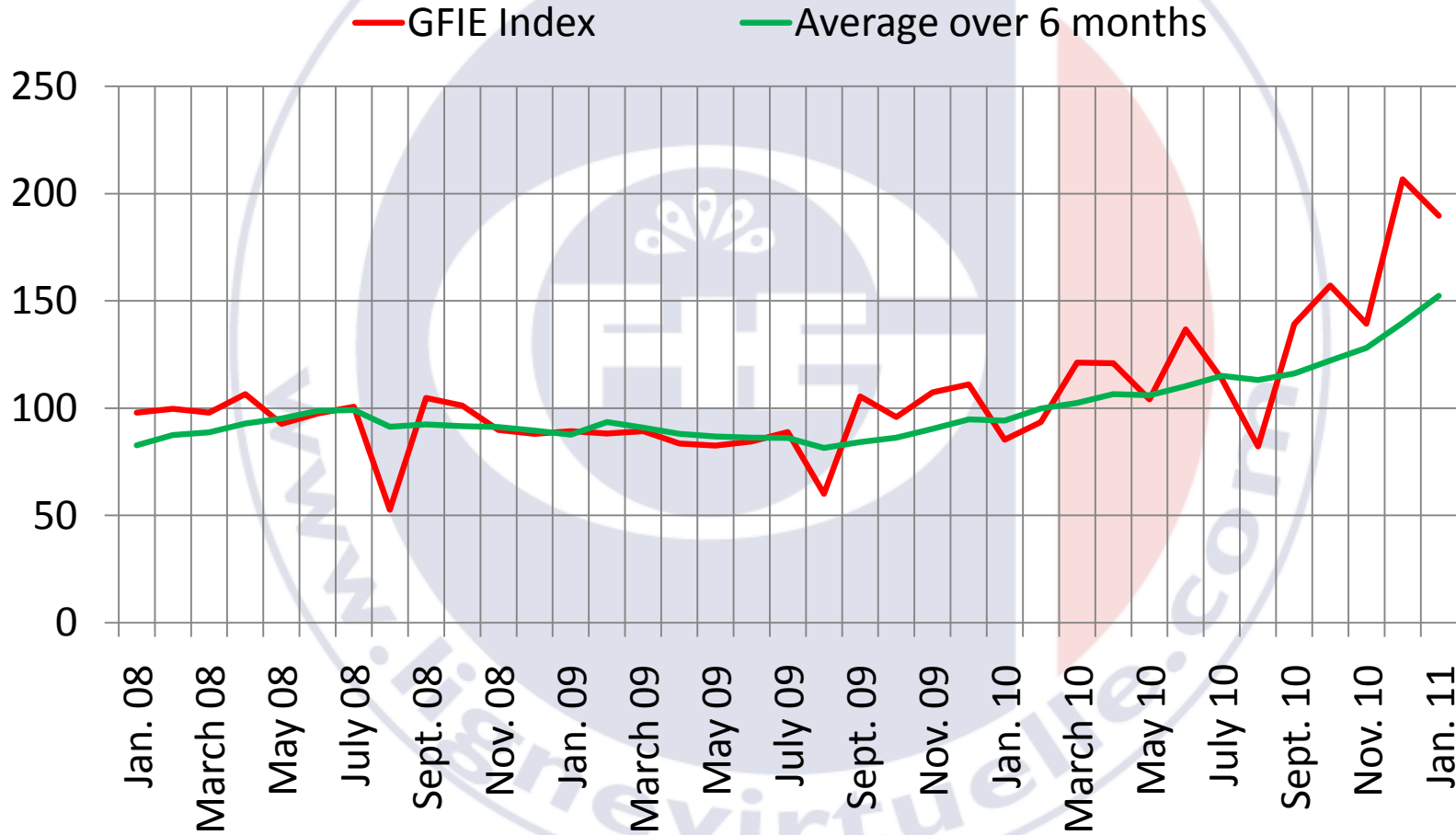
Comments from M. Pierre-Jean ALBRIEUX, President of GFIE:

With yet another trust index at 5, I cannot help but to show off this wonderful series of comments send by our members : “new projects”, “good perspectives”, “difficult to catch up with the orders”, “sustained activity”, “no worries whatsoever for 2011”, “renewal of fast pace orders”, “upturn in investments”, “the first quarter of 2011 is promising”, “optimistic”. Although an improvement had been foreseen back in September 2010 and has then been confirmed over the past few months, it has been a long time since I've read such positive comments. The activity of December has been stronger than expected and explains the fall of the January index, which is rarely a good month after the respite of confectioners.

Trust Index
5
Book bill
1,004
Index variation over the month of December
- 8,20 %

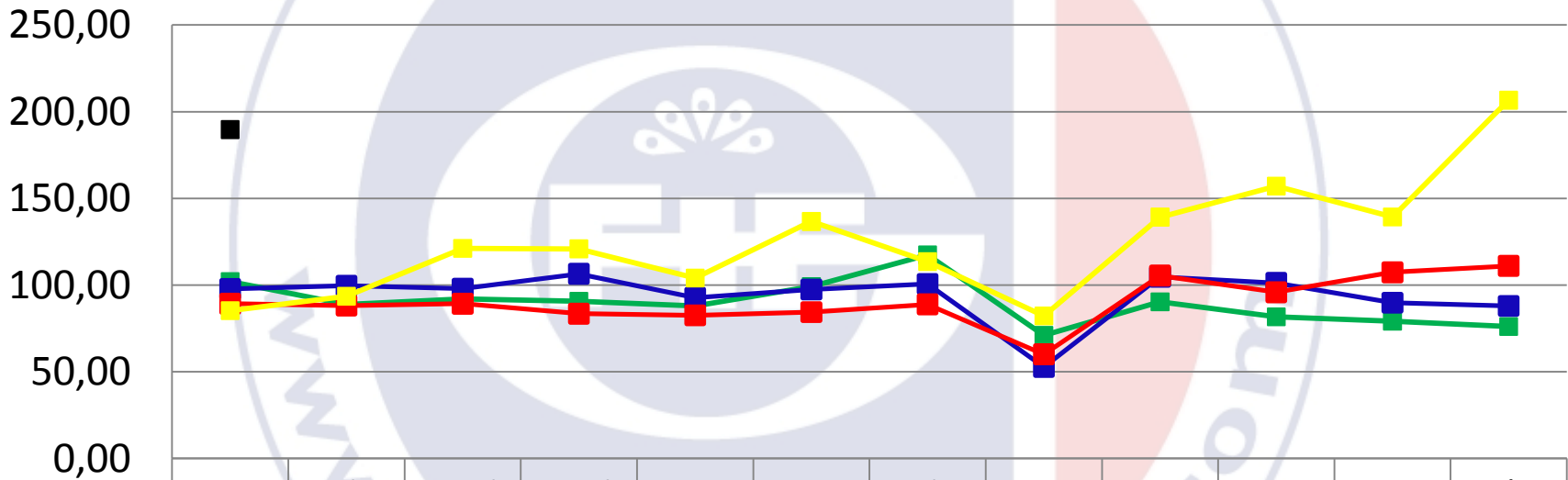
	March-10	April-10	May-10	June-10	July-10	Aug-10	Sept-10	Oct-10	Nov-10	Dec-10	Jan-11
GFIE Index	121,23	120,9	104,1	136,7	113,6	82,2	139,2	157,1	139,3	206,64	189,70
Average over 6 months	102,4	106,57	106,02	110,28	115,01	113,12	116,12	122,15	128,02	139,67	152,36

GFIE index January 2011



GFIE index January 2011

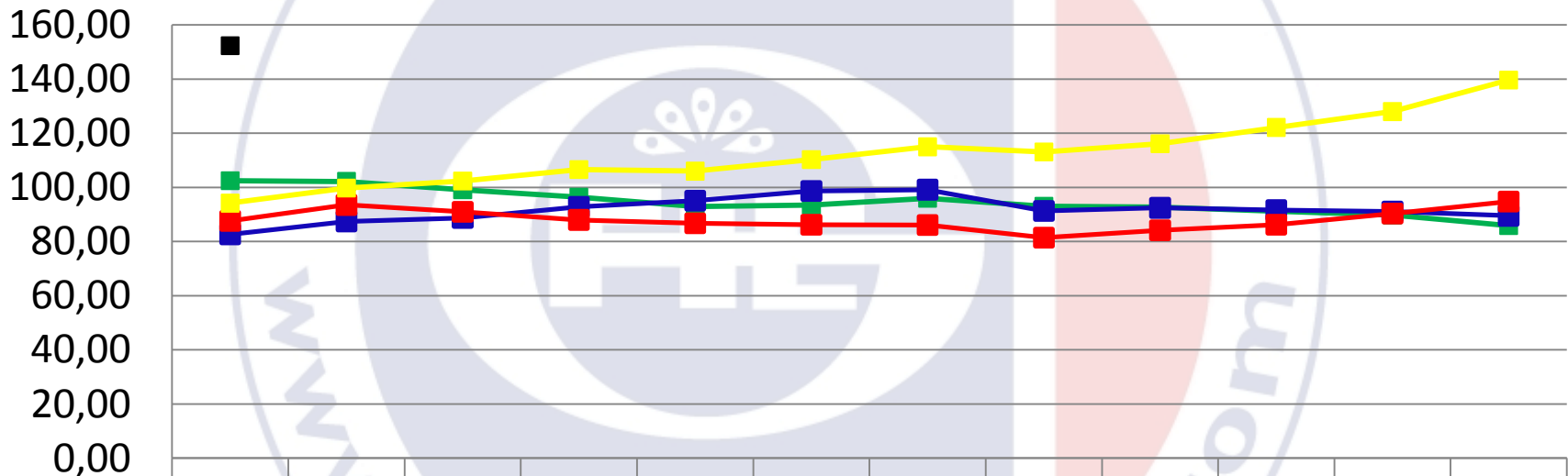
Evolution of the GFIE index between 2007 & 2011



	Jan.	Feb.	March	April	May	June	July	Aug.	Sept.	Oct.	Nov.	Déc.
2007	102,04	88,87	92,04	90,71	87,92	99,15	117,41	71,02	90,39	81,69	79,12	76,09
2008	97,85	99,70	97,96	106,50	92,66	97,50	100,70	52,70	104,78	101,25	89,80	88,02
2009	89,26	88,17	89,27	83,50	82,60	84,46	88,89	60,12	105,49	95,87	107,40	111,10
2010	85,23	93,54	121,23	120,90	104,10	136,70	113,60	82,20	139,20	157,10	139,30	206,64
2011	189,70											

GFIE index January 2011

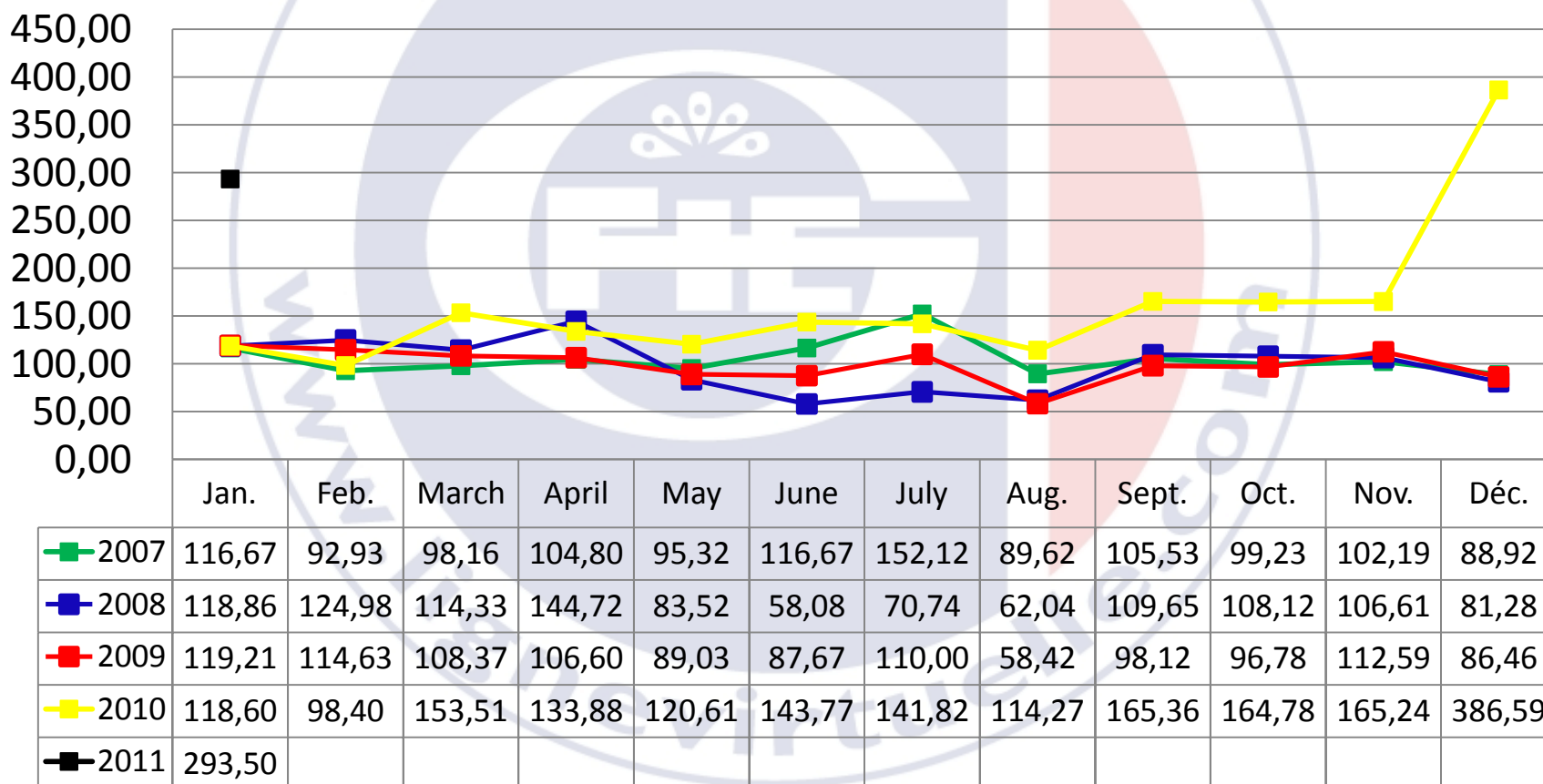
Evolution of the average over 6 months between 2007 & 2011



	Jan.	Feb.	March	April	May	June	July	Aug.	Sept.	Oct.	Nov.	Déc.
2007	102,50	102,20	99,17	96,44	92,97	93,46	96,02	93,04	92,77	91,26	89,80	85,95
2008	82,69	87,47	88,74	92,87	95,13	98,70	99,17	91,34	92,47	91,60	91,12	89,54
2009	87,64	93,55	90,96	88,00	86,80	86,21	86,15	81,47	84,18	86,24	90,37	94,81
2010	94,20	99,77	102,40	106,57	106,02	110,28	115,01	113,12	116,12	122,15	128,02	139,67
2011	152,36											

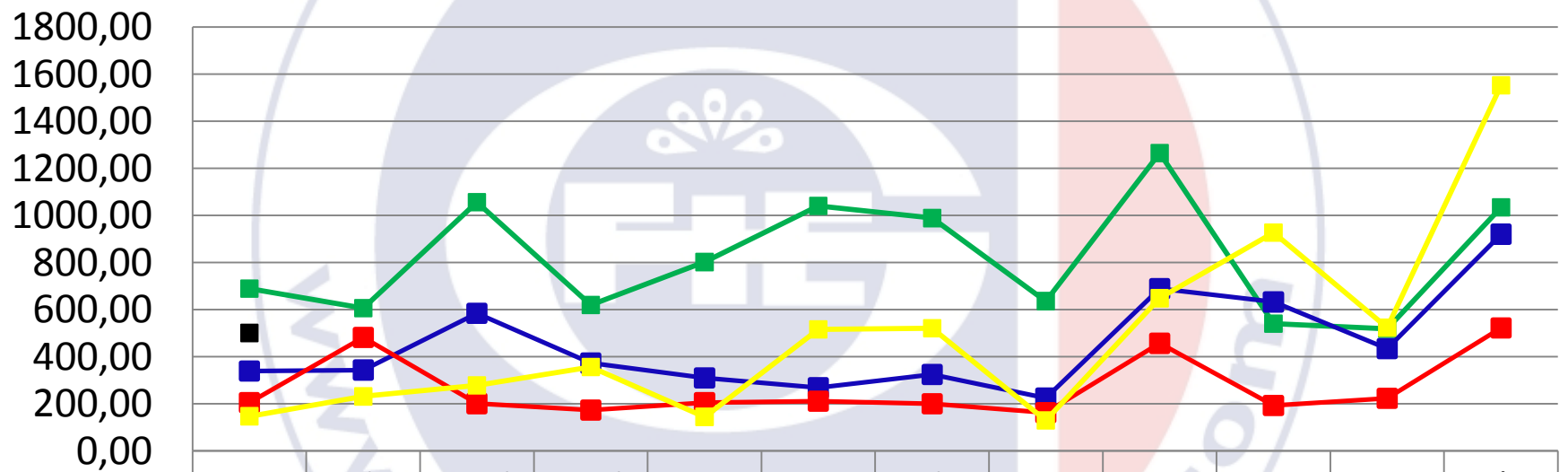
GFIE index January 2011

Electronic goods index



GFIE index January 2011

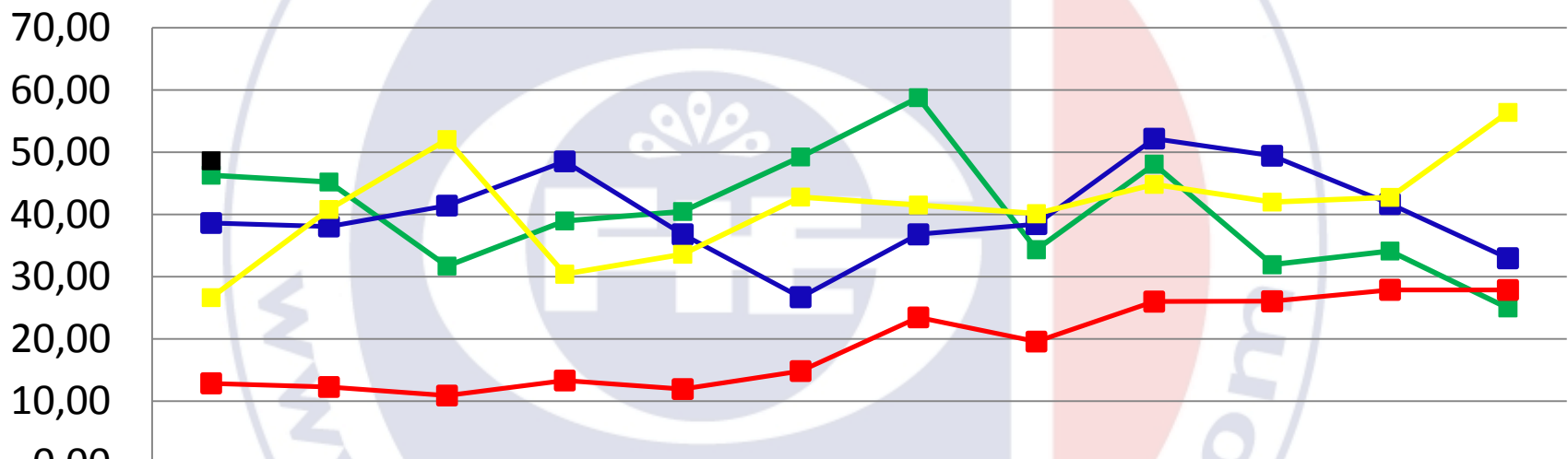
Machines, products and services to production index



	Jan.	Feb.	March	April	May	June	July	Aug.	Sept.	Oct.	Nov.	Déc.
2007	689,83	606,39	1056,7	619,72	802,40	1040,4	988,97	636,44	1265,3	540,88	519,25	1034,6
2008	339,57	343,86	584,98	373,20	309,98	268,32	325,01	224,78	689,39	633,02	434,58	920,57
2009	205,66	481,87	201,23	173,66	205,11	211,62	200,49	162,88	457,35	193,35	224,16	522,48
2010	147,52	231,75	278,88	356,81	144,97	516,57	521,23	130,10	648,89	927,18	523,33	1552,8
2011	500,98											

GFIE index January 2011

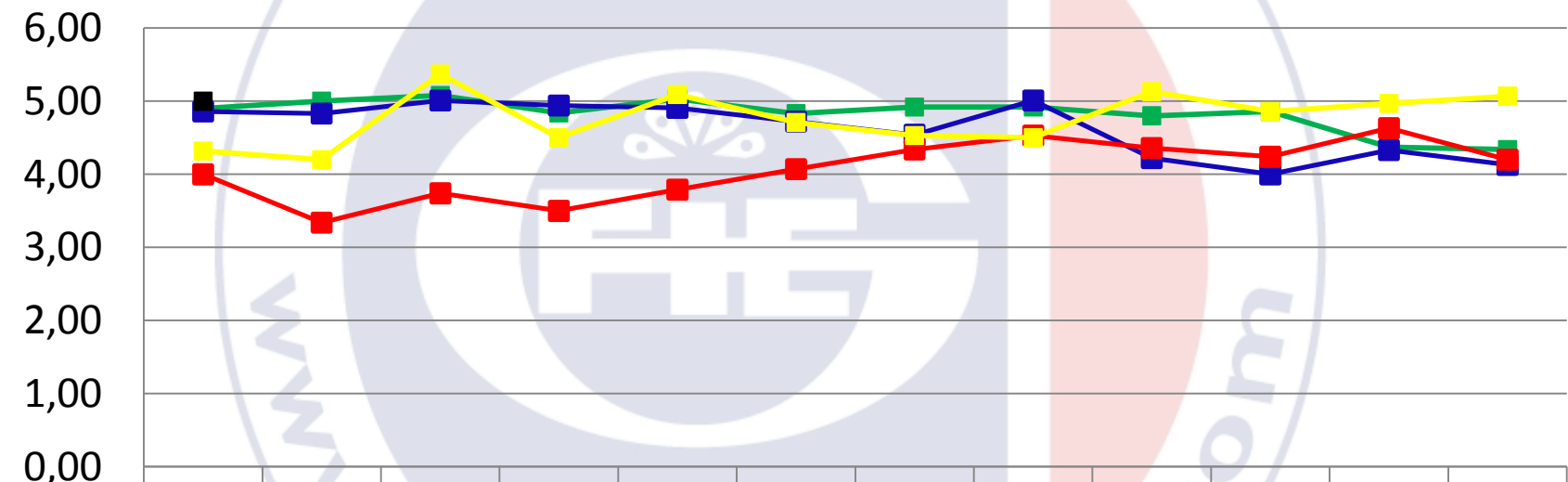
Export index



	Jan.	Feb.	March	April	May	June	July	Aug.	Sept.	Oct.	Nov.	Déc.
2007	46,33	45,23	31,69	38,96	40,46	49,24	58,77	34,34	48,08	31,92	34,11	24,99
2008	38,63	38,05	41,42	48,54	36,80	26,69	36,80	38,44	52,20	49,43	41,69	32,96
2009	12,85	12,25	10,89	13,30	11,92	14,81	23,45	19,55	25,99	26,04	27,88	27,87
2010	26,64	40,80	52,06	30,40	33,59	42,81	41,52	40,12	44,84	42,00	42,76	56,41
2011	48,62											

GFIE index January 2011

Trust index



	Jan.	Feb.	March	April	May	June	July	Aug.	Sept.	Oct.	Nov.	Déc.
2007	4,90	5,00	5,08	4,84	5,03	4,83	4,92	4,92	4,80	4,86	4,37	4,34
2008	4,86	4,83	5,01	4,94	4,91	4,72	4,54	5,01	4,22	4,00	4,33	4,13
2009	4,00	3,34	3,74	3,50	3,79	4,07	4,34	4,53	4,36	4,24	4,63	4,20
2010	4,32	4,20	5,37	4,50	5,09	4,71	4,53	4,50	5,13	4,86	4,97	5,07
2011	5,00											

GFIE index January 2011

Book Bill

