

GFIE index February 2012

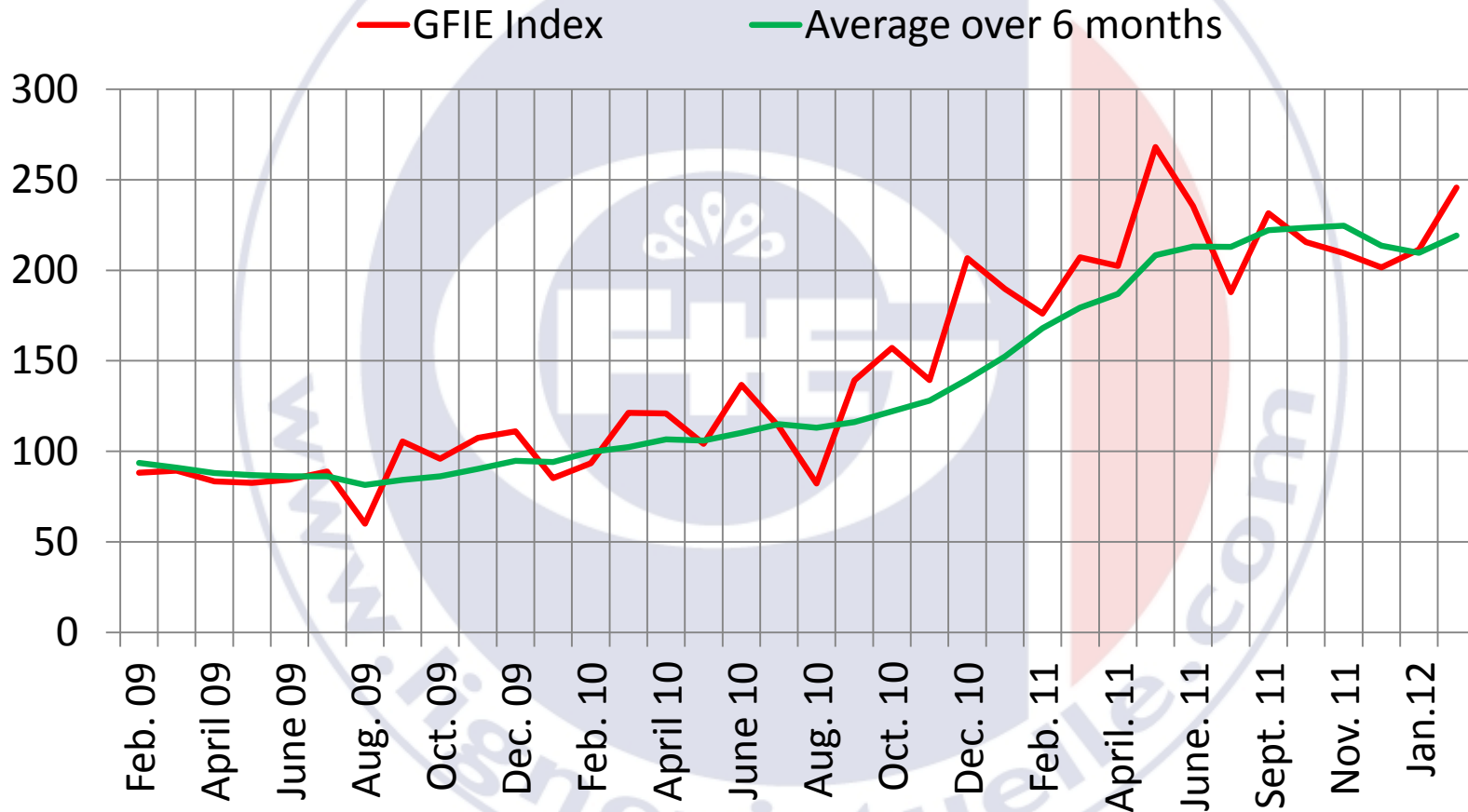
Comments from Mr. Pierre-Jean ALBRIEUX, President of the GFIE :

On comparison with January, we note a strong growth in February Index (+ 16%), a good trust index (5.35), a strong growth in electronic goods (+30%), a strong growth in machines, services and services to production index (+87%). The litany could be completed by a strong advance of the anticyclone, a beautiful early spring, a good weather, a pretty recovery of the trust index of French households: life is good in the pessimism champion country. Yet there are few drops in the ocean, our index is especially led by three members which have done an outstanding performance this month, mainly on equipment in France; given the export index. For most of the others, the activity increased but without touching the sky. If I have to repeat for a few months, there is still electronic and numeric manufacturing in our territory but the future remains quite uncertain, with good surprises at each month assessment. As they remain good, so much the better. Let us hope it will last, with a trust index of 5.35, this should be.

Trust index 5.35	Index variation over the month of January: + 16.18%	Book bill 0.925
-----------------------------------	--	----------------------------------

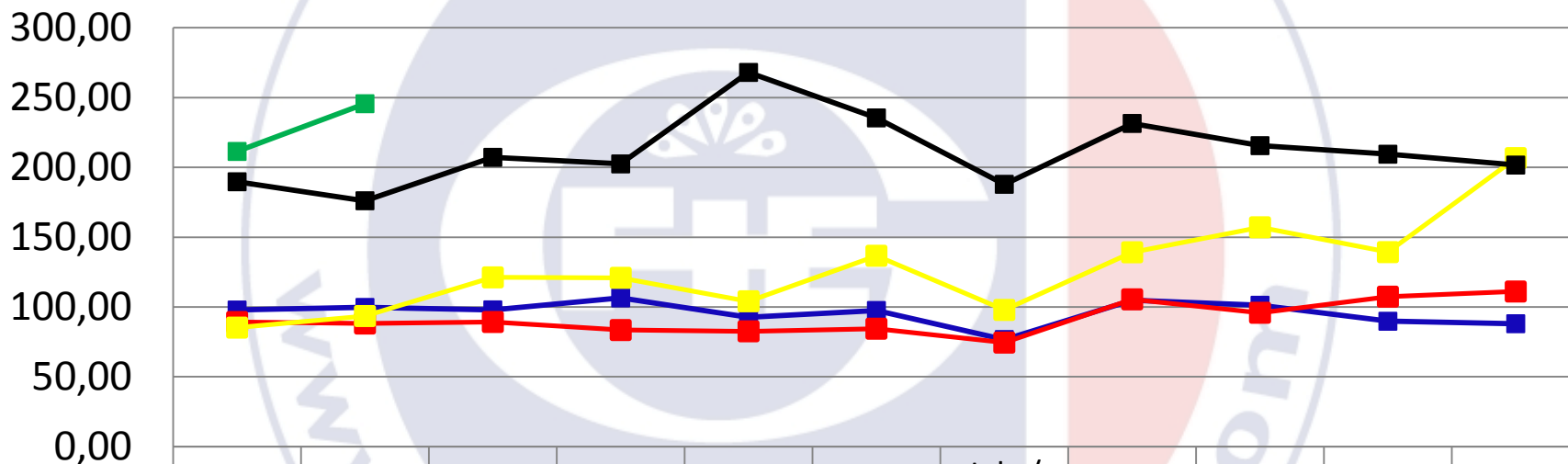
	Feb-11	March-11	April-11	May-11	June-11	July/Aug -11	Sept-11	Oct-11	Nov-11	Dec-11	Jan-12	Feb-12
GFIE Index	176,11	207,21	202,49	268,02	235,44	187,88	231,47	215,57	209,44	201,66	211,41	245,61
Average over 6 months	168,01	179,34	186,91	208,36	213,16	212,86	222,09	223,48	224,64	213,58	209,57	219,19

GFIE index February 2012



GFIE index February 2012

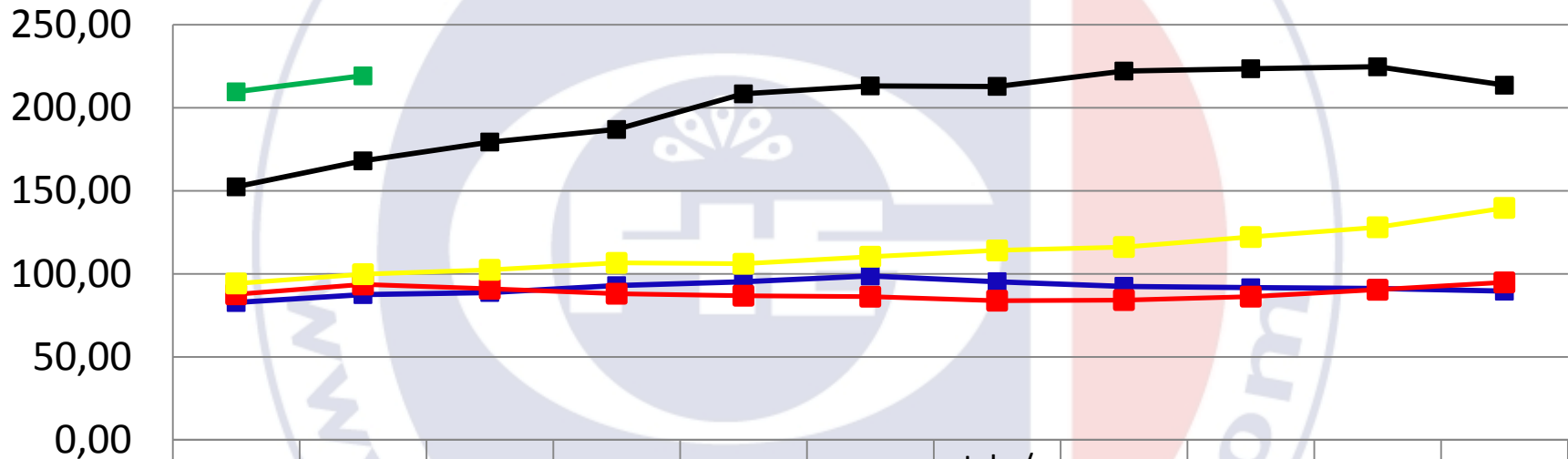
Evolution of the GFIE index between 2008 & 2012



	Jan.	Feb.	March	April	May	June	July / August	Sept.	Oct.	Nov.	Dec.
■ 2008	97,85	99,70	97,96	106,50	92,66	97,50	76,70	104,78	101,25	89,80	88,02
■ 2009	89,26	88,17	89,27	83,50	82,60	84,46	74,51	105,49	95,87	107,40	111,10
■ 2010	85,23	93,54	121,23	120,90	104,10	136,70	97,90	139,20	157,10	139,30	206,64
■ 2011	189,70	176,11	207,21	202,49	268,02	235,44	187,88	231,47	215,57	209,44	201,66
■ 2012	211,41	245,61									

GFIE index February 2012

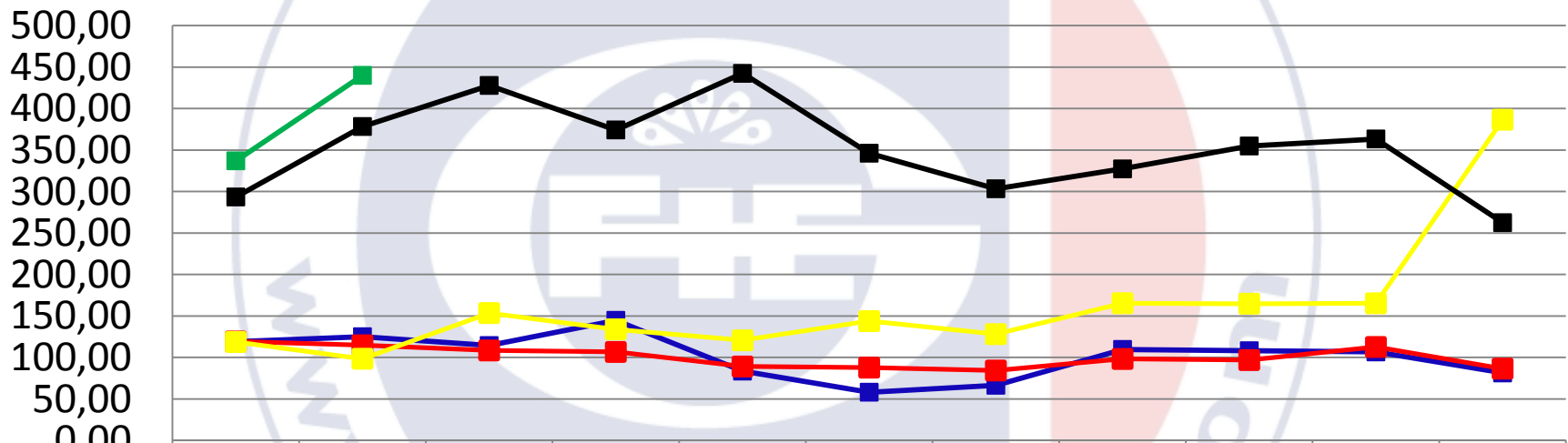
Evolution of the average over 6 months between 2008 & 2012



	Jan.	Feb.	March	April	May	June	July / August	Sept.	Oct.	Nov.	Dec.
■ 2008	82,69	87,47	88,74	92,87	95,13	98,70	95,26	92,47	91,60	91,12	89,54
■ 2009	87,64	93,55	90,96	88,00	86,80	86,21	83,81	84,18	86,24	90,37	94,81
■ 2010	94,20	99,77	102,40	106,57	106,02	110,28	114,07	116,12	122,15	128,02	139,67
■ 2011	152,36	168,01	179,34	186,91	208,36	213,16	212,86	222,09	223,48	224,64	213,58
■ 2012	209,57	219,19									

GFIE index February 2012

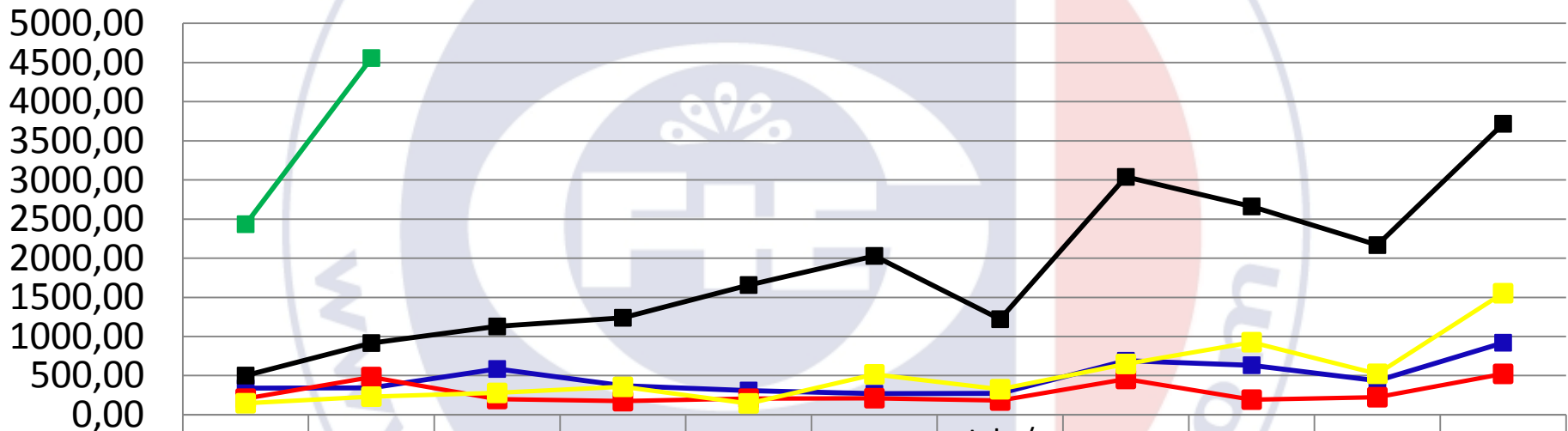
Electronic goods index



	Jan.	Feb.	March	April	May	June	July / August	Sept.	Oct.	Nov.	Dec.
2008	118,86	124,98	114,33	144,72	83,52	58,08	66,39	109,65	108,12	106,61	81,28
2009	119,21	114,63	108,37	106,60	89,03	87,67	84,21	98,12	96,78	112,59	86,46
2010	118,60	98,40	153,51	133,88	120,61	143,77	128,05	165,36	164,78	165,24	386,59
2011	293,50	378,44	427,96	374,30	442,53	346,23	303,38	327,33	354,95	363,44	262,48
2012	337,08	440,08									

GFIE index February 2012

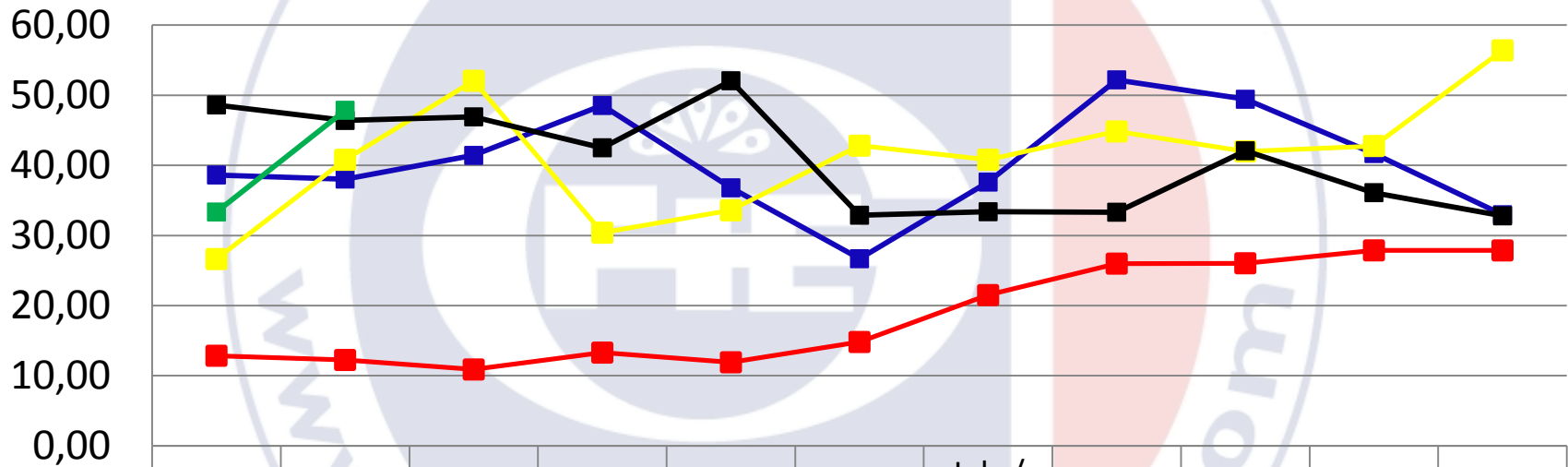
Machines, products and services to production index



	Jan.	Feb.	March	April	May	June	July / August	Sept.	Oct.	Nov.	Dec.
2008	339,57	343,86	584,98	373,20	309,98	268,32	274,90	689,39	633,02	434,58	920,57
2009	205,66	481,87	201,23	173,66	205,11	211,62	181,69	457,35	193,35	224,16	522,48
2010	147,52	231,75	278,88	356,81	144,97	516,57	325,67	648,89	927,18	523,33	1552,84
2011	500,98	916,13	1128,12	1238,90	1657,60	2029,22	1221,25	3038,58	2661,48	2167,33	3717,04
2012	2434,67	4557,23									

GFIE index February 2012

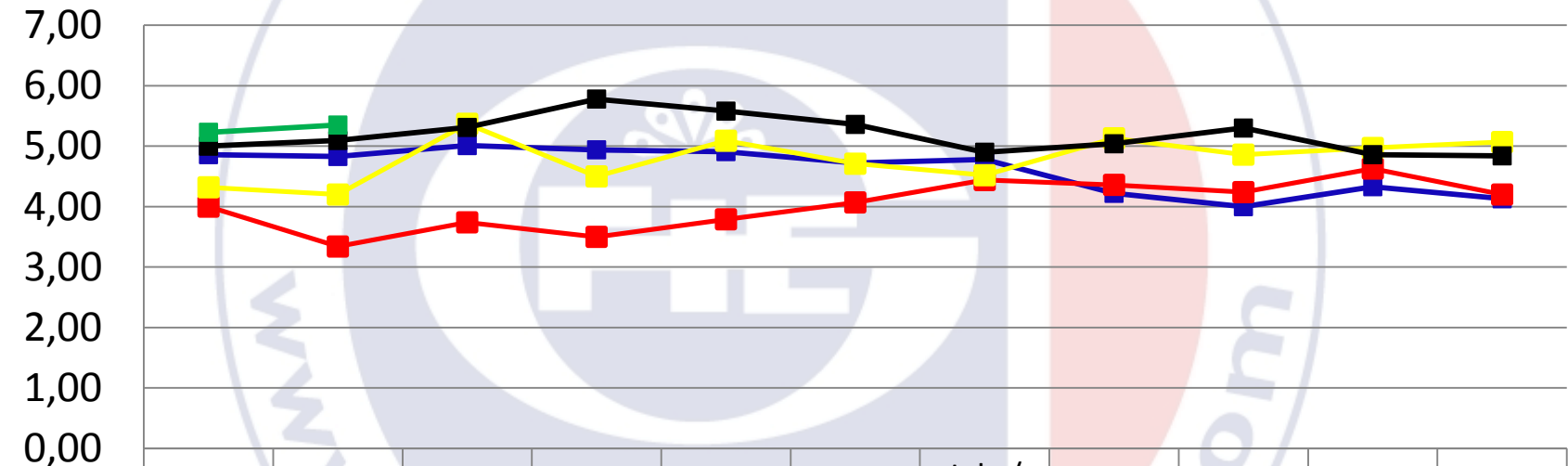
Export index



	Jan.	Feb.	March	April	May	June	July / August	Sept.	Oct.	Nov.	Dec.
■ 2008	38,63	38,05	41,42	48,54	36,80	26,69	37,62	52,20	49,43	41,69	32,96
■ 2009	12,85	12,25	10,89	13,30	11,92	14,81	21,50	25,99	26,04	27,88	27,87
■ 2010	26,64	40,80	52,06	30,40	33,59	42,81	40,82	44,84	42,00	42,76	56,41
■ 2011	48,62	46,41	46,92	42,51	52,07	32,89	33,39	33,32	42,08	36,11	32,80
■ 2012	33,35	47,86									

GFIE index February 2012

Trust index



	Jan.	Feb.	March	April	May	June	July / August	Sept.	Oct.	Nov.	Dec.
■ 2008	4,86	4,83	5,01	4,94	4,91	4,72	4,78	4,22	4,00	4,33	4,13
■ 2009	4,00	3,34	3,74	3,50	3,79	4,07	4,44	4,36	4,24	4,63	4,20
■ 2010	4,32	4,20	5,37	4,50	5,09	4,71	4,52	5,13	4,86	4,97	5,07
■ 2011	5,00	5,09	5,31	5,78	5,58	5,36	4,90	5,04	5,30	4,86	4,84
■ 2012	5,23	5,35									

GFIE index February 2012

Book Bill

