



# GFIE Index October 2014



## Comments from M. Pierre-Jean Albrieux, President of the GFIE

After an exceptional index in September, we should not expect any miracle. Trees do not grow indefinitely. However, with the France index that goes down by 6.35% compared to September, October is the best month of the year after September.

The most striking fact for the October index which confirms the relative performance of our activity comes from the trust index. Reaching 5.74, it has been the highest index – after 5.78 in April 2011 – for years and I went back until 2003! All the member commentaries are positive, what I haven't noticed for a long time.

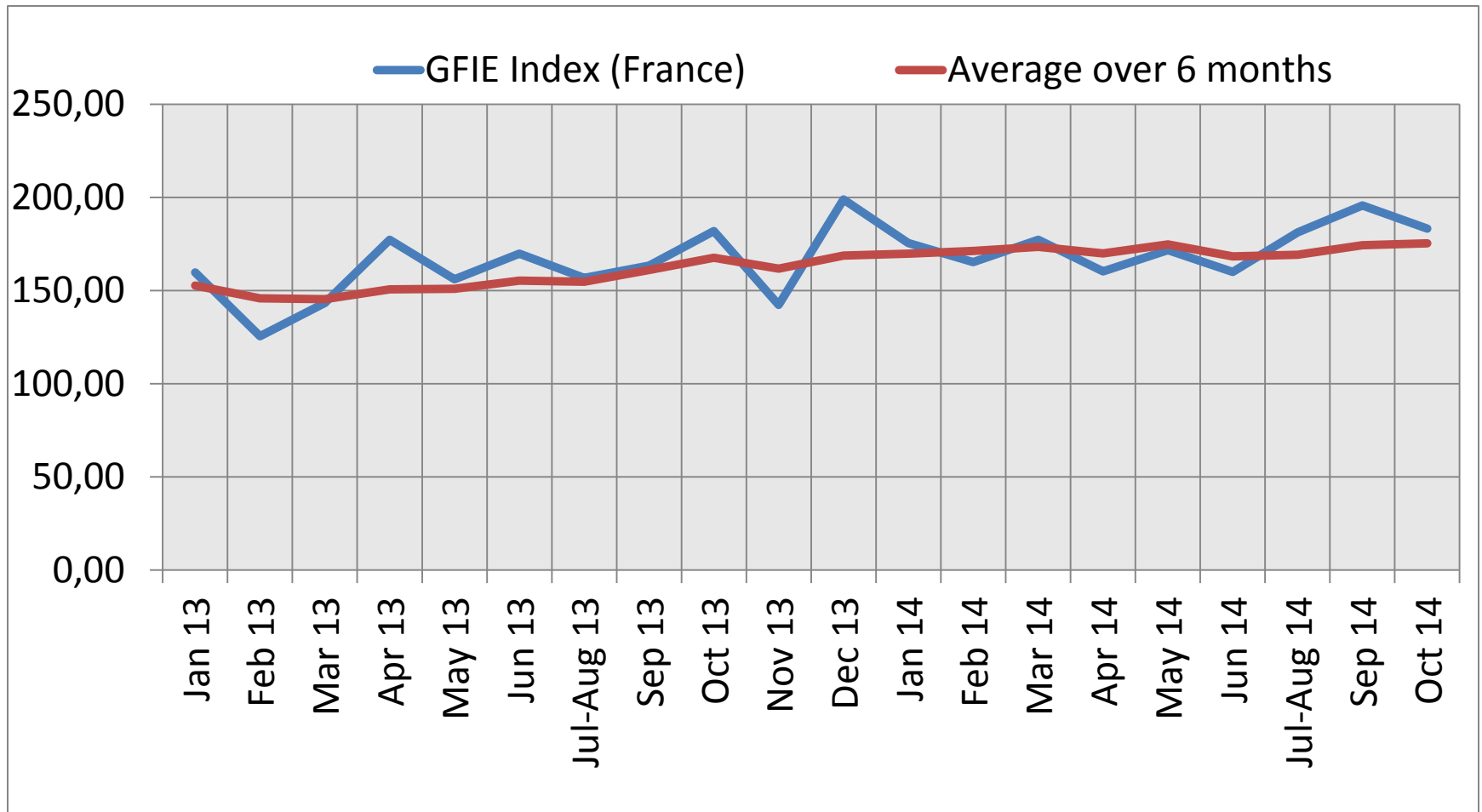
Even though I have been repeating myself for months whether or not the pessimists like this, electronics and digital technologies do exist and they are present in France: Connected objects, avionics, space industry, medical industry, electric industry, transports, security, weapons, research, telecom, game industry, textile industry, display, networks, agriculture/breeding, automatic devices/robotics, energy, industrial electronics, lighting... And the more I write, the more industries cross my mind...

Trust Index	France Index variation over September	BookBill
5,74	-6,35%	0,87

	Nov 13	Dec 13	Jan 14	Feb 14	Mar 14	Apr 14	May 14	Jun 14	Jul-Aug 14	Sep 14	Oct 14
GFIE Index (France)	142,30	198,90	175,60	165,27	177,24	160,26	171,74	160,02	181,24	195,74	183,30
Average over 6 months	161,74	168,86	169,83	171,24	173,55	169,93	174,84	168,36	169,30	174,37	175,39

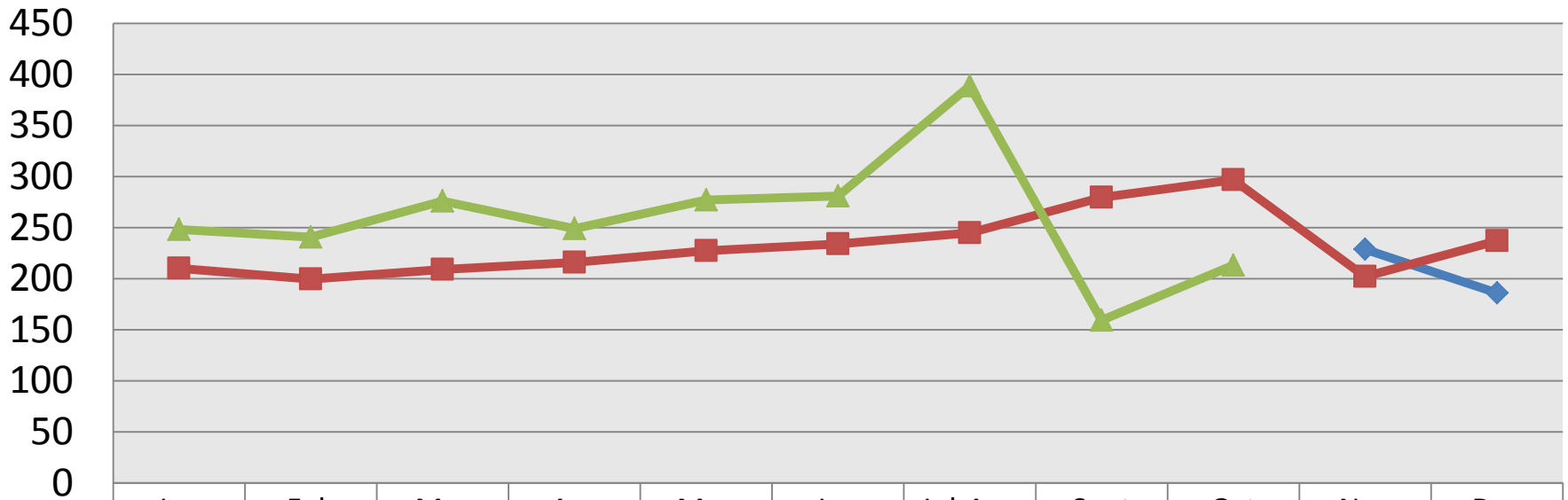


# GFIE Index October 2014



# GFIE Index October 2014

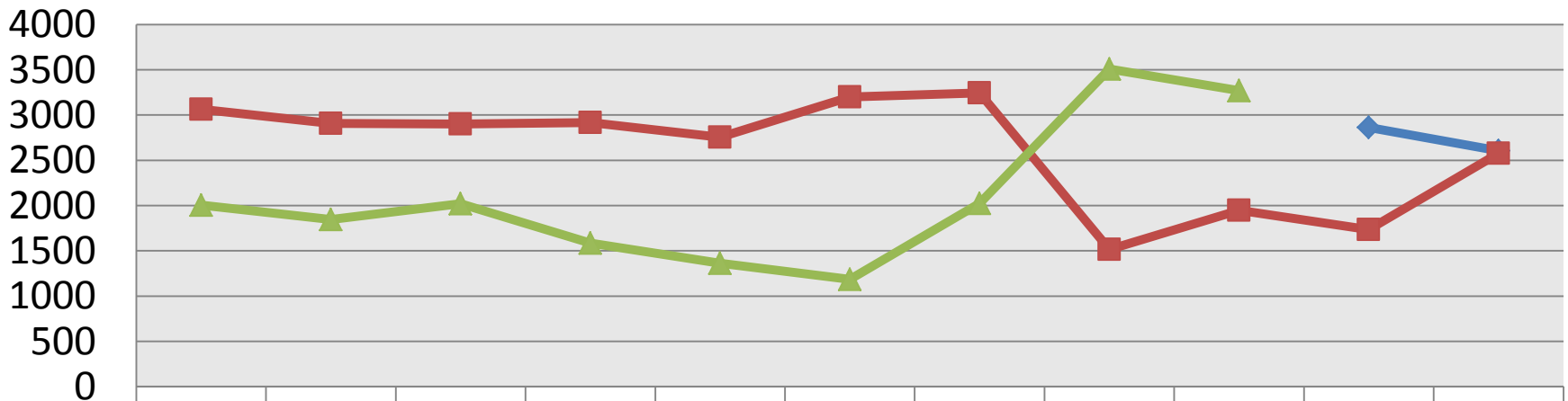
**Electronic Goods, Tools and Equipment (<5 000 €) Index (France)**



	Jan	Feb	Mar	Apr	May	Jun	Jul-Aug	Sept	Oct	Nov	Dec
◆ 2012										228,66	185,82
■ 2013	210,02	199,46	209,13	215,82	227,22	234,09	244,94	279,53	296,72	202,12	236,92
▲ 2014	248,13	240,60	276,00	249,13	277,02	280,86	388,62	159,30	213,27		

# GFIE Index October 2014

**Machines, Products and Services to production Index  
(France)**

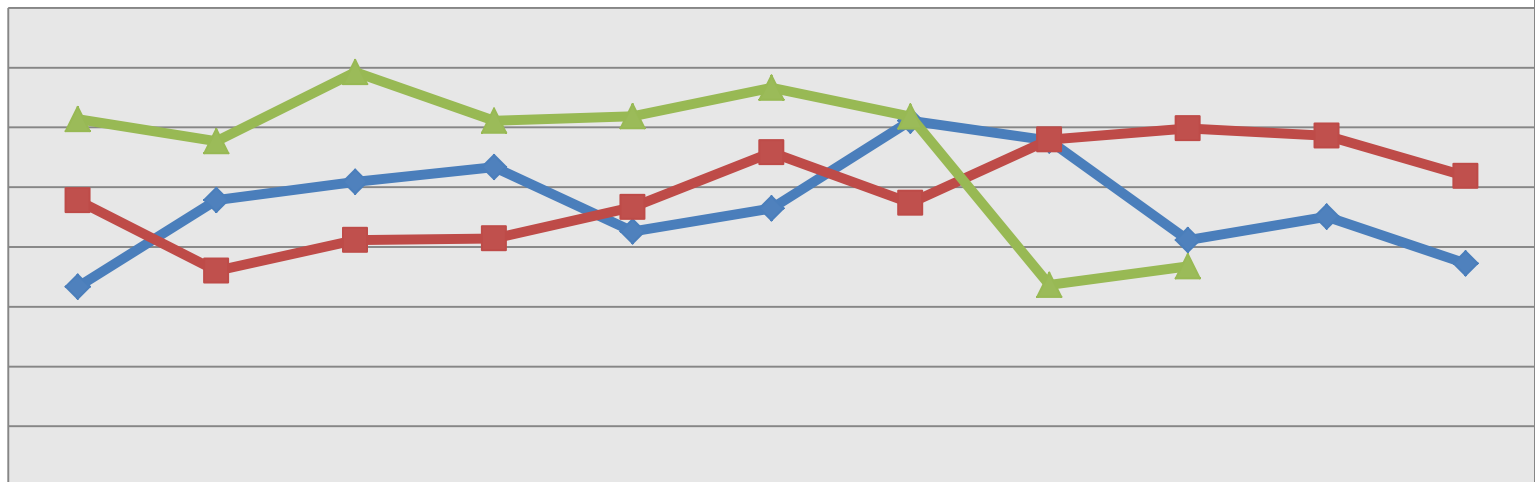


	Jan	Feb	Mar	Apr	May	Jun	Jul-Aug	Sept	Oct	Nov	Dec
◆ 2012										2863,7	2606,0
■ 2013	3064,0	2906,4	2899,3	2917,0	2753,0	3198,6	3244,5	1514,5	1945,8	1735,1	2577,6
▲ 2014	2005,9	1844,5	2020,5	1583,7	1361,3	1185,0	2023,5	3506,2	3270,3		

# GFIE Index October 2014

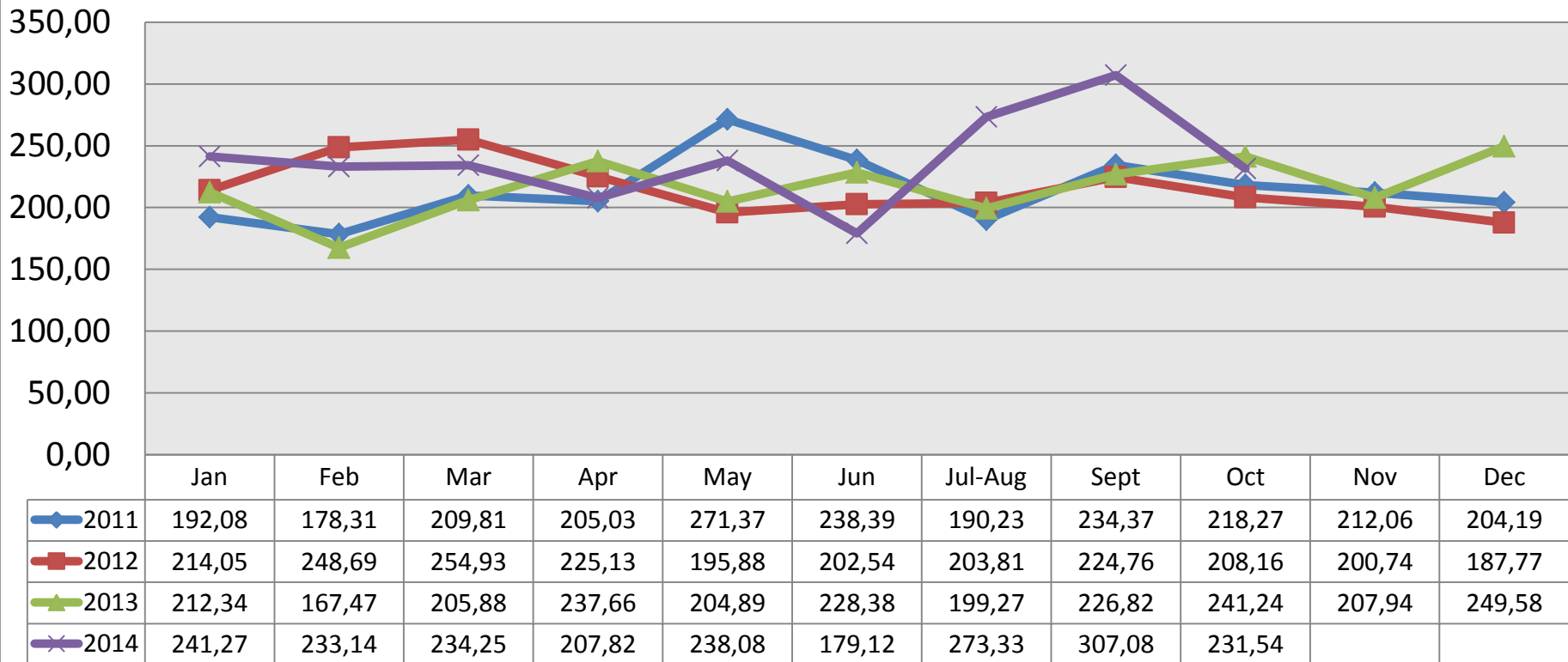
## Export Index

80,00  
70,00  
60,00  
50,00  
40,00  
30,00  
20,00  
10,00  
0,00



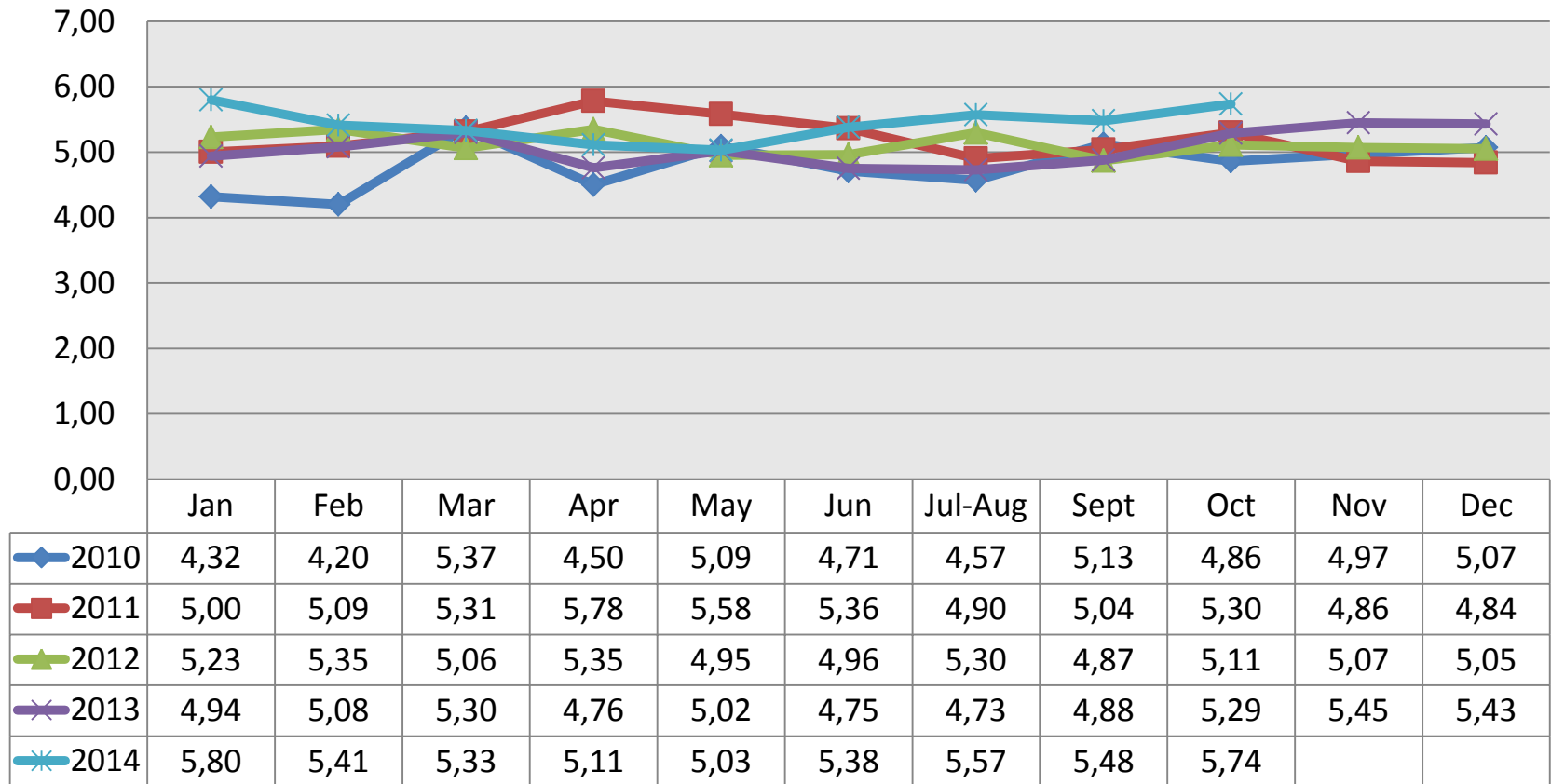
# GFIE Index October 2014

**Evolution of the global GFIE index (France + Export) between 2011 & 2014**



# GFIE Index October 2014

**Trust Index**





# GFIE Index October 2014

